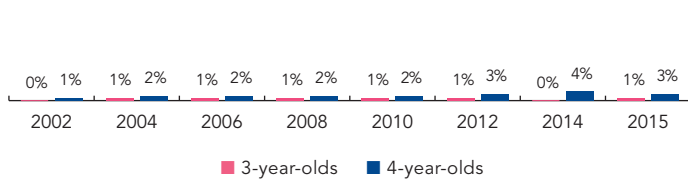


Nevada

PERCENT OF STATE POPULATION ENROLLED*



STATE SPENDING PER CHILD ENROLLED* (2015 DOLLARS)



Nevada's state-funded Pre-K program, initially called the Early Childhood Education Comprehensive Plan when it began in 2001, is now referred to as the Nevada State Pre-Kindergarten Program (State PreK). State PreK programs operate in both community-based organizations and school districts. Currently, 59% of the school districts (10 out of 17) provide State PreK-funded programs/classrooms. Funding is made available through competitive grant applications and awards are determined based on community needs as stated in individual grant applications, but preference is given to 4- and 5-year-olds who will be eligible to attend kindergarten the following year. Children are also prioritized if they are from low-income families, homeless, English Language Learners, or receive special education services. There is not an income requirement. In 2014-2015, 97% of State PreK children were in public school programs operated by their local school districts.

Formed in 2013, the Office of Early Learning and Development (ELD) within the Nevada Department of Education (NDE) is responsible for administering multiple early childhood state and federal funding sources including State PreK and the Preschool Development Grant. In 2014, Nevada was awarded a competitive federal Preschool Development Grant for \$6.4 million (FY 2014) for the first year, with potential allotments over the next year totaling \$43 million. Plans for the funds include expanding some of the current State PreK's daily hours to full-day and increasing State PreK enrollment by 58% over the next four years, therefore serving approximately 15% of the state's 4-year-old population living under 200% of FPL.

State PreK was initially funded at \$3.5 million serving 694 children, and in 2014-2015 was funded at \$3.3 million and served 1,398 children. In order to meet the increased enrollment numbers, local districts either modify services or supplement state funds. In addition to State PreK funding, \$8.5 million was used for Title I Pre-K in Clark County, and \$4 million was allocated by the state legislature to support additional PreK programs for DLL/ELL Students in 7 school districts, known as "Zoom Schools." Neither of these pre-K efforts are required to meet State PreK program and evaluation requirements. In 2014-2015, the home language of one-third of State PreK children was Spanish. Nevada is a WIDA Consortium State and is funded to link all standards for culturally and linguistically diverse students across each measure of early learning and beyond. ELD is collaborating with the NDE Title III Office and is working with WIDA to develop a pre-K developmental screener that is appropriate for DLL State PreK students.

Lead teachers in State PreK, whether in public or nonpublic settings, must adhere to the same education and licensing requirements, which includes a BA. All State PreK teachers and assistant teachers in public schools and nonpublic schools are paid on par with district salary schedules.

ELD staff or contracted specialists perform site observations using ECERS and ELLCO every two years and report by district as a part of the required legislative report. The spring 2013 results show that State PreK sites in 2012-2013 had a fairly wide range of average ECERS scores, ranging from 2.7 to 5.5 (on a 7.0 scale), with average scores for 76.9% of the programs between 4.0 and 4.9. Average ELLCO scores were 3.57 (out of a 7.0 scale) for 2012-2013. State PreK has been collecting longitudinal data since 2002. Student-level data are collected twice a year and program quality data every two years. The results from the most recent evaluation indicate that both Cohort 1 (now in grade 6) and Cohort 3 (now in grade 4) scored higher and were more likely to be proficient on the Nevada CRT reading and math tests than the matched comparison groups of children who did not participate in the program.

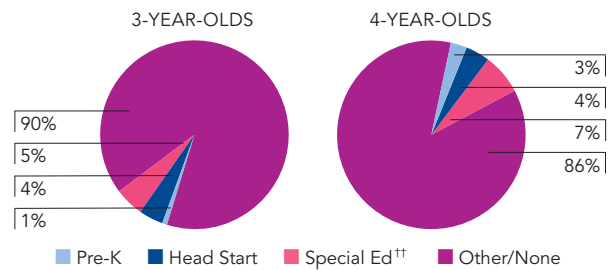
| ACCESS RANKINGS | | RESOURCES RANKINGS | | POLICIES TO SUPPORT | |
|-----------------|-------------|--------------------|-----------------------|------------------------|-----------|
| 4-YEAR-OLDS | 3-YEAR-OLDS | STATE SPENDING | ALL REPORTED SPENDING | DUAL LANGUAGE LEARNERS | WORKFORCE |
| 40 | 23 | 39 | 37 | ✓ | — |

NEVADA STATE PREKINDERGARTEN PROGRAM

ACCESS

| | |
|--|----------------------------|
| Total state program enrollment | 1,398 |
| School districts that offer state program..... | 59% (school districts) |
| Income requirement | No income requirement |
| Hours of operation | 2.5 hours/day; 4 days/week |
| Operating schedule | School or academic year |
| Special education enrollment, ages 3 and 4 | 5,050 |
| Federally funded Head Start enrollment, ages 3 and 4 | 2,696 |
| State-funded Head Start enrollment, ages 3 and 4 | 0 |

STATE PRE-K AND HEAD START ENROLLMENT AS PERCENTAGE OF TOTAL POPULATION



^{††} Estimates children in special education not also enrolled in state pre-K or Head Start.

QUALITY STANDARDS CHECKLIST

| POLICY | STATE PRE-K REQUIREMENT | BENCHMARK | DOES REQUIREMENT MEET BENCHMARK? |
|------------------------------------|--|---|-------------------------------------|
| Early learning standards | Comprehensive | Comprehensive | <input checked="" type="checkbox"/> |
| Teacher degree | BA | BA | <input checked="" type="checkbox"/> |
| Teacher specialized training | EC endorsement, EC SpEd | Specializing in pre-K | <input checked="" type="checkbox"/> |
| Assistant teacher degree..... | HSD or equivalent | CDA or equivalent | <input type="checkbox"/> |
| Teacher in-service | 6 credit hours/5 years | At least 15 hours/year | <input checked="" type="checkbox"/> |
| Maximum class size..... | | 20 or lower | <input checked="" type="checkbox"/> |
| 3-year-olds | 16 | | |
| 4-year-olds | 20 | | |
| Staff-child ratio | | 1:10 or better | <input checked="" type="checkbox"/> |
| 3-year-olds | 1:8 | | |
| 4-year-olds | 1:10 | | |
| Screening/referral | Determined locally; and support services | Vision, hearing, health; and at least 1 support service | <input type="checkbox"/> |
| Meals..... | Snack | At least 1/day | <input type="checkbox"/> |
| Monitoring | Site visits and other monitoring | Site visits | <input checked="" type="checkbox"/> |

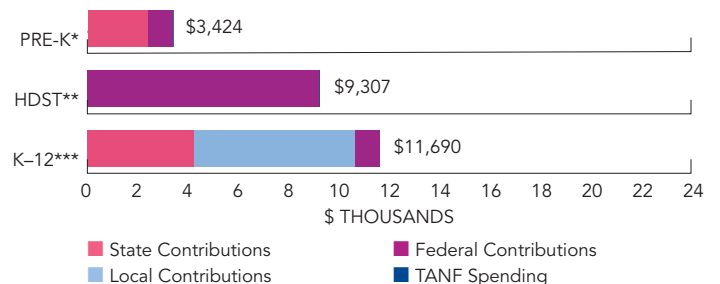
TOTAL BENCHMARKS MET

7

RESOURCES

| | |
|--|-------------|
| Total state pre-K spending | \$3,338,875 |
| Local match required? | No |
| State spending per child enrolled | \$2,388 |
| All reported spending per child enrolled*..... | \$3,424 |

SPENDING PER CHILD ENROLLED



* Pre-K programs may receive additional funds from federal or local sources that are not included in this figure.

** Head Start per-child spending for the 2014-2015 year includes funding only for 3- and 4-year-olds served. Past years' figures have unintentionally included funds for Early Head Start.

*** K-12 expenditures include capital spending as well as current operating expenditures. Data are for the '14-'15 school year, unless otherwise noted.