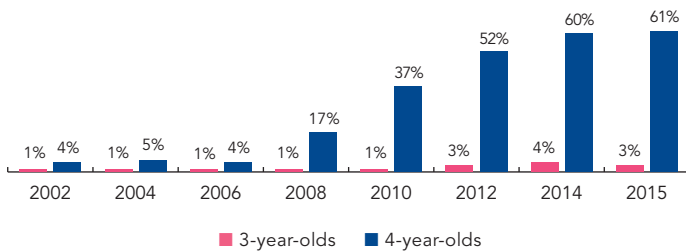
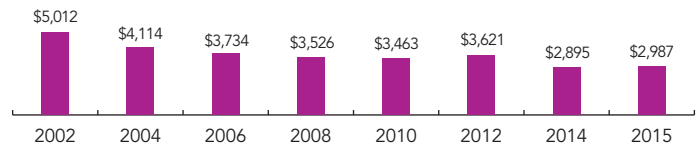


# Iowa

PERCENT OF STATE POPULATION ENROLLED\*



STATE SPENDING PER CHILD ENROLLED\*  
(2015 DOLLARS)



The state of Iowa funds two pre-K programs: Shared Visions and the Statewide Voluntary Preschool Program (SVPP). Shared Visions began in 1989 and provides services to 3- through 5-year-olds in school-, part-, and extended-day programs through competitive grants to public schools, Head Start, licensed nonprofit child care centers, and other public nonprofit agencies. State funding for Shared Visions remained stable from 2013-2014 to 2014-2015 but the non-required local funding increased by \$5.7 million. Shared Visions programs are required to meet NAEYC standards. A state-mandated evaluation of Shared Visions was completed in 2008.

SVPP began in 2007 in order to increase the available pre-K slots for 4-year-olds. All 4-year-olds in the state are eligible to attend SVPP and funding is based on a school funding formula which is tied to the child count. The American Institute of Research completed a formal evaluation of the first cohort of SVPP participants in 2012-2013 and the Iowa Department of Education completed a special report on the second SVPP cohort in 2013-2014.

A key difference between the two state-funded programs is that eligibility for SVPP is based on age, whereas Shared Visions is a targeted program—at least 80% of children must qualify for free lunch (family income of 130 FPL). SVPP is offered by almost 95% of school districts in Iowa, whereas Shared Visions is only available in 9% of school districts in the state. Shared Visions is also available in 28 other locations, such as Head Starts and licensed child-care centers. Teachers in the SVPP program are required to have at least a BA degree with an Iowa teaching license and the early childhood endorsement. Teachers in Shared Visions are required to have at least a BA degree if they work in a public school. In nonpublic settings, 75% of teachers are required to have a BA and the remainder are required to have at least an AA degree. All teachers in both programs are required to have specialized training in ECE. Lead and assistant teachers in the SVPP program who work in public school settings are required to be paid on the same salary schedule and to receive the same fringe benefits as K-3 teachers.

All children enrolled in SVPP and Shared Visions are given a unique state identification number as part of the state longitudinal data system. Both Shared Visions and SVPP require the identification of potential English Language Learners through home language surveys. Additional supports to DLLs are provided by both Shared Visions and SVPP, as guided by selected program standards. Some of these services may include making translators or bilingual staff available if children do not speak English, requiring a written plan on how to work with individual DLLs, screening and assessing children in their home language, providing information to families in their home languages, allowing bilingual instruction in the child's home language, and providing recruitment and outreach information to families in their home languages. The State Early Learning Standards cover cultural awareness, and teacher professional development is supported through the Iowa Culture and Language Conference.

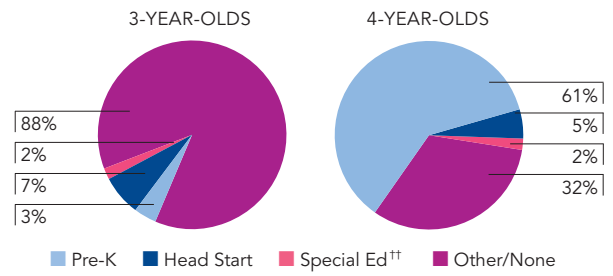
Iowa's overall support for state prekindergarten, including enrollment and funding for both Shared Visions and the Statewide Voluntary Preschool Program are depicted in the first two pages of this state profile. The third page focuses solely on the Shared Visions program whereas the fourth page provides information about SVPP.

## STATE OVERVIEW

### ACCESS

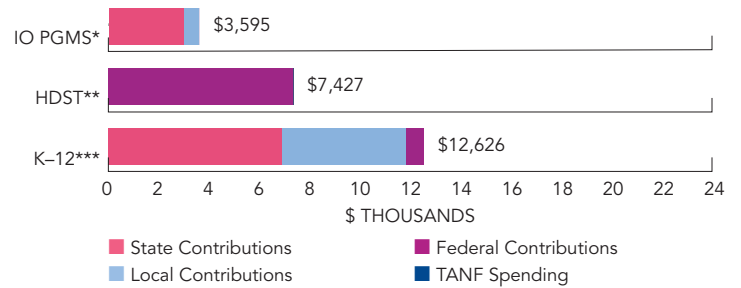
Total state program enrollment .....	25,952
Total state spending .....	\$77,506,937
State spending per child enrolled .....	\$2,987
All reported spending per child enrolled* .....	\$3,595

STATE PRE-K AND HEAD START ENROLLMENT AS PERCENTAGE OF TOTAL POPULATION



<sup>††</sup> Estimates children in special education not also enrolled in state pre-K or Head Start.

SPENDING PER CHILD ENROLLED



\* Pre-K programs may receive additional funds from federal or local sources that are not included in this figure.  
 \*\* Head Start per-child spending for the 2014-2015 year includes funding only for 3- and 4-year-olds served. Past years' figures have unintentionally included funds for Early Head Start.  
 \*\*\* K-12 expenditures include capital spending as well as current operating expenditures. Data are for the '14-'15 school year, unless otherwise noted.

ACCESS RANKINGS	
4-YEAR-OLDS	3-YEAR-OLDS
7	18

RESOURCES RANKINGS	
STATE SPENDING	ALL REPORTED SPENDING
35	35

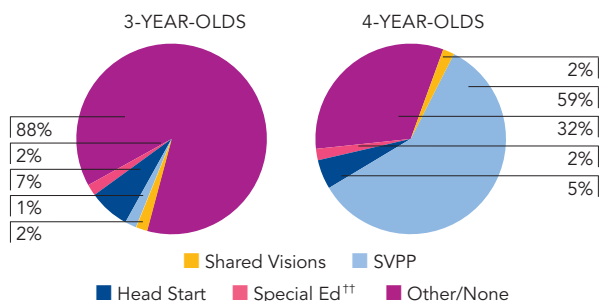
POLICIES TO SUPPORT	
DUAL LANGUAGE LEARNERS	WORKFORCE
---	---

## IOWA SHARED VISIONS

### ACCESS

Total state program enrollment .....	1,696
School districts that offer state program.....	9% (school districts)
Income requirement .....	130% FPL
Hours of operation .....	Determined locally
Operating schedule .....	Determined locally
Special education enrollment, ages 3 and 4 .....	3,395
Federally funded Head Start enrollment, ages 3 and 4 .....	6,207
State-funded Head Start enrollment, ages 3 and 4 .....	0

STATE PRE-K AND HEAD START ENROLLMENT AS PERCENTAGE OF TOTAL POPULATION



<sup>††</sup> Estimates children in special education not also enrolled in state pre-K or Head Start.

### QUALITY STANDARDS CHECKLIST

POLICY	STATE PRE-K REQUIREMENT	BENCHMARK	DOES REQUIREMENT MEET BENCHMARK?	TOTAL BENCHMARKS MET <b>6</b>
Early learning standards .....	Comprehensive	Comprehensive	<input checked="" type="checkbox"/>	
Teacher degree.....	BA (public); CDA (nonpublic)	BA	<input type="checkbox"/>	
Teacher specialized training .....	EC Endorsement with or without SpEd; EC endorsement Pre-K-K (public); AA in EC Education or Child Development (nonpublic)	Specializing in pre-K	<input checked="" type="checkbox"/>	
Assistant teacher degree.....	HSD or equivalent	CDA or equivalent	<input type="checkbox"/>	
Teacher in-service .....	6 credit hours/5 years <sup>1</sup>	At least 15 hours/year	<input type="checkbox"/>	
Maximum class size.....		20 or lower	<input checked="" type="checkbox"/>	
3-year-olds .....	18			
4-year-olds .....	20			
Staff-child ratio .....		1:10 or better	<input checked="" type="checkbox"/>	
3-year-olds .....	1:8			
4-year-olds .....	1:8			
Screening/referral .....	Vision, hearing, height/weight/BMI; and support services	Vision, hearing, health; and at least 1 support service	<input checked="" type="checkbox"/>	
Meals .....	Depends on length of program day <sup>2</sup>	At least 1/day	<input checked="" type="checkbox"/>	
Monitoring .....	Other monitoring	Site visits	<input type="checkbox"/>	

### RESOURCES

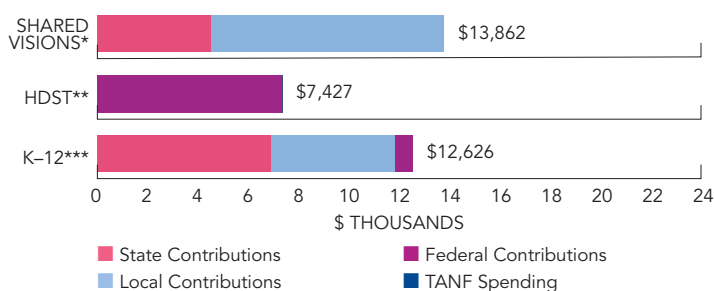
Total state pre-K spending .....	\$7,716,479
Local match required? .....	Yes
State spending per child enrolled .....	\$4,550
All reported spending per child enrolled*.....	\$13,862

\* Pre-K programs may receive additional funds from federal or local sources that are not included in this figure.

\*\* Head Start per-child spending for the 2014-2015 year includes funding only for 3- and 4-year-olds served. Past years' figures have unintentionally included funds for Early Head Start.

\*\*\* K-12 expenditures include capital spending as well as current operating expenditures. Data are for the '14-'15 school year, unless otherwise noted.

SPENDING PER CHILD ENROLLED



<sup>1</sup> Certified teachers in school districts must renew their licenses every 5 years, including 6 credit hours of professional development. Head Start grantee must follow Head Start requirements of 15 hours of professional development per year. There is no specific requirement for professional development for the remaining grantees, although the year-end report indicates lead teachers have an average of 40 hours of staff development.

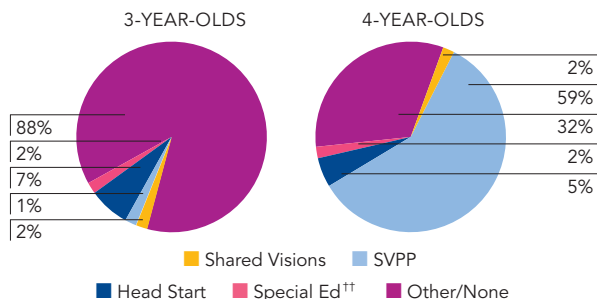
<sup>2</sup> The specific meals offered depend on the hours of operation but are required by NAEYC criteria. Programs must serve a meal and ensure a second meal is served at least two hours later but no more than three hours later if children are still in attendance.

# IOWA STATEWIDE VOLUNTARY PRESCHOOL PROGRAM

## ACCESS

Total state program enrollment .....	24,256
School districts that offer state program.....	95% (school districts)
Income requirement.....	No income requirement
Hours of operation .....	10 hours/week
Operating schedule .....	School or academic year
Special education enrollment, ages 3 and 4 .....	3,395
Federally funded Head Start enrollment, ages 3 and 4 .....	6,207
State-funded Head Start enrollment, ages 3 and 4 .....	0

STATE PRE-K AND HEAD START ENROLLMENT AS PERCENTAGE OF TOTAL POPULATION



<sup>††</sup> Estimates children in special education not also enrolled in state pre-K or Head Start.

## QUALITY STANDARDS CHECKLIST

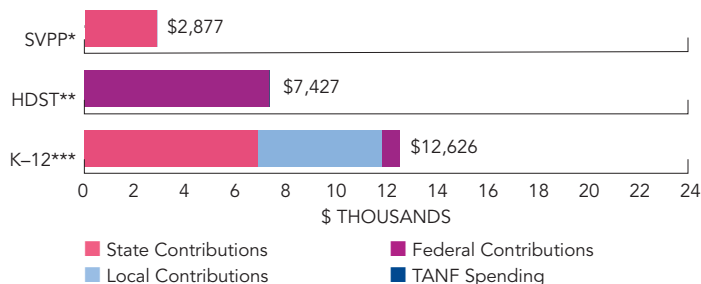
POLICY	STATE PRE-K REQUIREMENT	BENCHMARK	DOES REQUIREMENT MEET BENCHMARK?	<div style="border: 1px solid black; padding: 5px; text-align: center;"> <b>TOTAL BENCHMARKS MET</b>   <span style="font-size: 2em; color: red;">7</span> </div>
Early learning standards .....	Comprehensive	Comprehensive	<input checked="" type="checkbox"/>	
Teacher degree .....	BA with Iowa Teaching License	BA	<input checked="" type="checkbox"/>	
Teacher specialized training .....	EC with or without SpEd	Specializing in pre-K	<input checked="" type="checkbox"/>	
Assistant teacher degree.....	Other <sup>1</sup>	CDA or equivalent	<input type="checkbox"/>	
Teacher in-service .....	15 clock hours/school year <sup>2</sup>	At least 15 hours/year	<input type="checkbox"/>	
Maximum class size.....		20 or lower	<input checked="" type="checkbox"/>	
3-year-olds.....	18			
4-year-olds.....	20			
Staff-child ratio .....		1:10 or better	<input checked="" type="checkbox"/>	
3-year-olds .....	1:9			
4-year-olds .....	1:10			
Screening/referral.....	Vision; hearing; height/weight/BMI; immunizations; psychosocial/behavioral; dental; developmental; full physical exam; and support services	Vision, hearing, health; and at least 1 support service	<input checked="" type="checkbox"/>	
Meals.....	Snack	At least 1/day	<input type="checkbox"/>	
Monitoring .....	Site visits and other monitoring	Site visits	<input checked="" type="checkbox"/>	

## RESOURCES

Total state pre-K spending .....	\$69,790,458
Local match required? .....	No
State spending per child enrolled .....	\$2,877
All reported spending per child enrolled*.....	\$2,877

\* Pre-K programs may receive additional funds from federal or local sources that are not included in this figure.  
 \*\* Head Start per-child spending for the 2014-2015 year includes funding only for 3- and 4-year-olds served. Past years' figures have unintentionally included funds for Early Head Start.  
 \*\*\* K-12 expenditures include capital spending as well as current operating expenditures. Data are for the '14-'15 school year, unless otherwise noted.

SPENDING PER CHILD ENROLLED



<sup>1</sup> Assistant teachers should have either a CDA or Iowa Paraeducator certificate.

<sup>2</sup> State policy requires professional development but does not specify hours. Districts report the number of hours annually, with SVPP teachers having 15 clock hours of professional development in the 2014-2015 year.