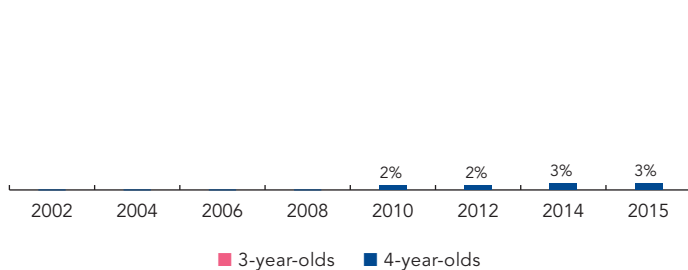
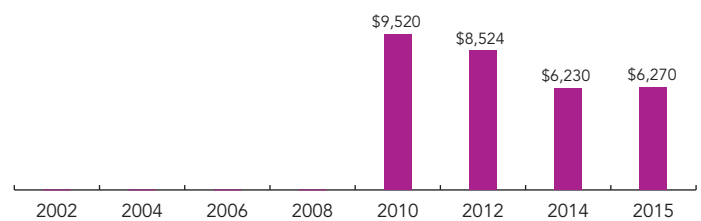


Alaska

PERCENT OF STATE POPULATION ENROLLED*



STATE SPENDING PER CHILD ENROLLED* (2015 DOLLARS)



Four-year-olds in Alaska have had the Alaska Pilot Pre-Kindergarten Project (AP3) available in six school districts through competitive grants since the 2009-2010 school year. A majority of programs operate in combined public school and Head Start programs. Grantees offer half-day programs as well as outreach to families who prefer in-home care for preschoolers.

Funding is granted to public schools that may subcontract with faith-based settings, family child-care centers, Head Start programs, and private child-care centers. The federal Head Start guidelines share similarities with Alaska’s pre-K program eligibility requirements, with eligibility based on family income at, or below, 100% of the federal poverty level. If space is available, however, programs can take a maximum of 35% of children from families between 100 and 130% FPL.

Renamed the Alaska Pre-Kindergarten Program, the pre-K program shifted from pilot status in the 2011-2012 school year, to a scheduled endowment change and re-competition for state grants in fiscal year 2013. The state pre-K program had a total budget of \$2.5 million and served children in eight districts for the 2012-2013 school year. There was an \$800,000 drop in funding in 2013-2014, so fewer children were served that year. Although pre-K funding was slated for closure in 2014-2015, supporters were successful in providing grant extensions for two full years.

The Teaching Strategies GOLD assessment was piloted by the state three times per year in two-thirds of the programs during the 2011-2012 school year. The state required its use for all grantees in the new competition. An evaluation of the AP3 program was completed in the 2010-2011 school year, determining process quality as well as program impact and child results based on pre- and post-assessments using the DIAL II, PPVT, and ECERS instruments. Alaska has offered a supplement to federally recognized Head Start programs since the 1980s. The financial support is part of an effort to develop program quality through school readiness activities and professional improvement. The funds also offer admission to additional children and families whenever possible.

ACCESS RANKINGS	
4-YEAR-OLDS	3-YEAR-OLDS
39	None Served

RESOURCES RANKINGS	
STATE SPENDING	ALL REPORTED SPENDING
14	19

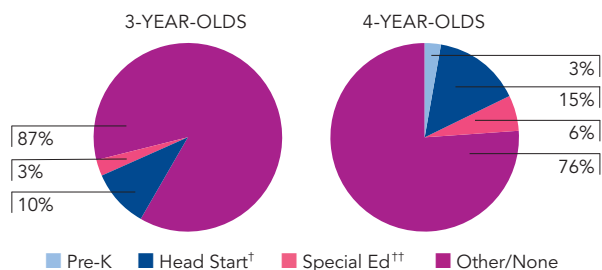
POLICIES TO SUPPORT	
DUAL LANGUAGE LEARNERS	WORKFORCE
—	—

ALASKA PREKINDERGARTEN PROGRAM

ACCESS

Total state program enrollment	319
School districts that offer state program.....	15% (school districts)
Income requirement	130% FPL
Hours of operation	3.5 hours/day; 4 days/week
Operating schedule	School or academic year
Special education enrollment, ages 3 and 4	1,091
Federally funded Head Start enrollment, ages 3 and 4	2,512
State-funded Head Start enrollment, ages 3 and 4	164

STATE PRE-K AND HEAD START ENROLLMENT AS PERCENTAGE OF TOTAL POPULATION



† Some Head Start children may also be counted in state pre-K.
 †† Estimates children in special education not also enrolled in state pre-K or Head Start.

QUALITY STANDARDS CHECKLIST

POLICY	STATE PRE-K REQUIREMENT	BENCHMARK	DOES REQUIREMENT MEET BENCHMARK?
Early learning standards	Comprehensive	Comprehensive	<input checked="" type="checkbox"/>
Teacher degree	BA	BA	<input checked="" type="checkbox"/>
Teacher specialized training	ECE endorsement (P-3)	Specializing in pre-K	<input checked="" type="checkbox"/>
Assistant teacher degree	CDA	CDA or equivalent	<input checked="" type="checkbox"/>
Teacher in-service	6 credit hours/5 years	At least 15 hours/year	<input checked="" type="checkbox"/>
Maximum class size.....		20 or lower	<input checked="" type="checkbox"/>
3-year-olds	NA		
4-year-olds.....	20		
Staff-child ratio		1:10 or better	<input checked="" type="checkbox"/>
3-year-olds	NA		
4-year-olds	1:10		
Screening/referral	Vision; hearing; height/weight/BMI; immunizations; dental; developmental; and support services	Vision, hearing, health; and at least 1 support service	<input checked="" type="checkbox"/>
Meals	Lunch; snack	At least 1/day	<input checked="" type="checkbox"/>
Monitoring	Site visits and other monitoring	Site visits	<input checked="" type="checkbox"/>

TOTAL BENCHMARKS MET

10

RESOURCES

Total state pre-K spending	\$2,000,000
Local match required?	No
State Head Start spending	\$9,185,100
State spending per child enrolled	\$6,270
All reported spending per child enrolled*.....	\$6,270

* Pre-K programs may receive additional funds from federal or local sources that are not included in this figure.

** Head Start per-child spending for the 2014-2015 year includes funding only for 3- and 4-year-olds served. Past years' figures have unintentionally included funds for Early Head Start.

*** K-12 expenditures include capital spending as well as current operating expenditures. Data are for the '14-'15 school year, unless otherwise noted.

SPENDING PER CHILD ENROLLED

