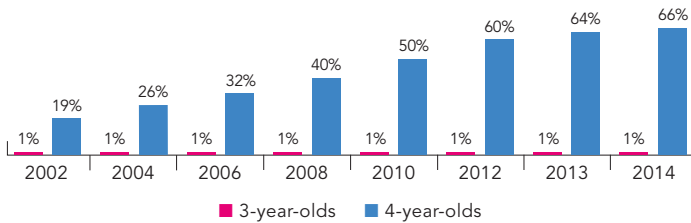
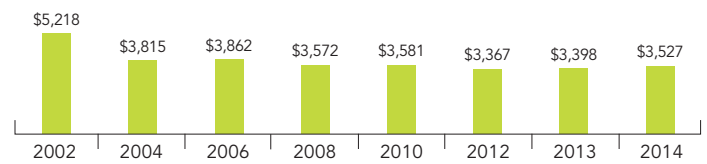


# Wisconsin

PERCENT OF STATE POPULATION ENROLLED\*



STATE SPENDING PER CHILD ENROLLED\*  
(2014 DOLLARS)



Wisconsin's Constitution has included a promise to provide free, voluntary education for 4-year-olds since it became a state in 1848. Districts are not required to offer 4K, but if they do, it must be open to all age-eligible children. Funds for 4K are paid to public schools, which then may subcontract with private child-care centers, community-based programs, or Head Start agencies. Most programs operate part-day, 4-5 days per week, but some operate full-day 2-3 days per week.

Funding for 4K is part of the overall school funding formula, at 0.5 of funding for other grade levels. Districts receive 0.6 if they offer 87.5 hours of parent outreach.

In the 2011-2012 school year, Wisconsin implemented a statewide early literacy assessment for kindergarten students, and 4K programs began early literacy screening with PALS PK in 2013-14. The state does not require other assessment at 4k, so districts determine their own assessment process. The 4K program was last evaluated for both process quality and program impact/child outcomes during the 2003-2004 year, but the University of Wisconsin Madison is currently involved in a national study exploring 4K in WI and NJ. Literacy learning standards were revised in 2013.

The Wisconsin Head Start program is a separate state-funded program offering supplemental state finances to federal Head Start grantees to provide comprehensive early childhood education for 3- and 4-year-olds with disabilities or from low-income families. Participating programs follow the federal Head Start Performance Standards, and children meet Head Start enrollment guidelines. Reductions in state supplemental funding have led to fewer spaces, however. Efforts have been made to bring together Head Start technical assistance and training with other professional development efforts at both the state and local levels. The state is exploring options for developing a longitudinal data system.

Wisconsin is a recipient of Race to the Top-Early Learning Challenge funds, and many of the tasks supported by the grant involve 4K, including alignment with their QRIS and LDS. The department is revising the 4K policy bulletin.

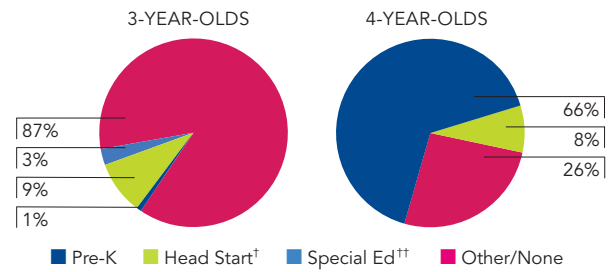
The first two pages of Wisconsin's profile give a general idea of the state's overall promise and assistance to state-funded prekindergarten programs, including enrollment and state expenditure for both the Four-Year-Old Kindergarten program and the Head Start state supplement. The third page presents specific facts on the 4K program, and the fourth page focuses on the Wisconsin Head Start program.

## STATE OVERVIEW

### ACCESS

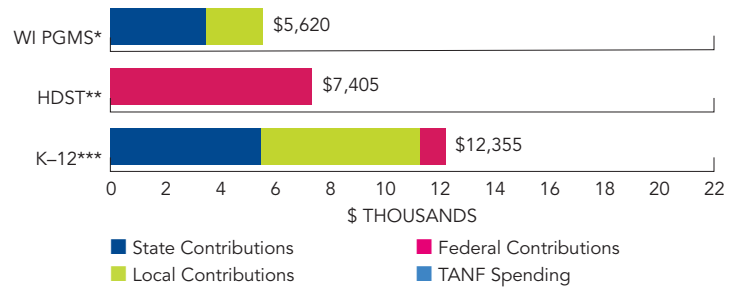
Total state program enrollment .....	49,687
Total state spending .....	\$175,264,100
State spending per child enrolled .....	\$3,527
All reported spending per child enrolled*.....	\$5,620

### STATE PRE-K AND HEAD START ENROLLMENT AS PERCENTAGE OF TOTAL POPULATION



† Some Head Start children may also be counted in state pre-K.  
 †† Estimates children in special education not also enrolled in state pre-K or Head Start.

### SPENDING PER CHILD ENROLLED



\* Pre-K programs may receive additional funds from federal or local sources that are not included in this figure.  
 \*\* Head Start per-child spending for the 2013-2014 year includes funding only for 3- and 4-year-olds served. Past years figured have unintentionally included funds for Early Head Start.  
 \*\*\* K-12 expenditures include capital spending as well as current operating expenditures. Data are for the '13-'14 school year, unless otherwise noted.

### ACCESS RANKINGS

4-YEAR-OLDS

3-YEAR-OLDS

6

23

### RESOURCES RANKINGS

STATE SPENDING

ALL REPORTED SPENDING

27

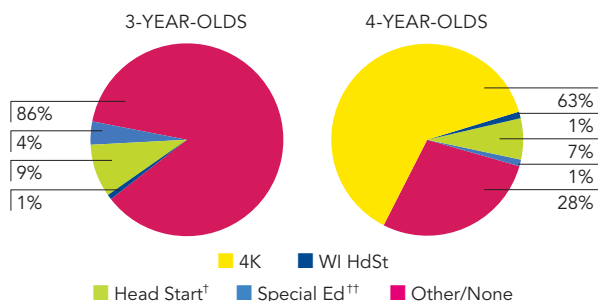
20

# WISCONSIN FOUR-YEAR-OLD KINDERGARTEN PROGRAM

## ACCESS

Total state program enrollment .....	48,590
School districts that offer state program .....	93%
Income requirement .....	No income requirement
Hours of operation .....	Determined locally <sup>1</sup>
Operating schedule .....	Determined locally <sup>1</sup>
Special education enrollment, ages 3 and 4 .....	8,790
Federally funded Head Start enrollment, ages 3 and 4 .....	12,216
State-funded Head Start enrollment, ages 3 and 4 .....	0 <sup>2</sup>

STATE PRE-K AND HEAD START ENROLLMENT AS PERCENTAGE OF TOTAL POPULATION



† Some Head Start children may also be counted in state pre-K.  
 †† Estimates children in special education not also enrolled in state pre-K or Head Start.

## QUALITY STANDARDS CHECKLIST

POLICY	STATE PRE-K REQUIREMENT	BENCHMARK	DOES REQUIREMENT MEET BENCHMARK?
Early learning standards .....	Comprehensive	Comprehensive	<input checked="" type="checkbox"/>
Teacher degree .....	BA and EC teacher license	BA	<input checked="" type="checkbox"/>
Teacher specialized training .....	EC endorsement, with or without SpEd; K-3rd <sup>3</sup>	Specializing in pre-K	<input checked="" type="checkbox"/>
Assistant teacher degree .....	HSD or equivalent (public); As per child care licensing standards (nonpublic) <sup>3</sup>	CDA or equivalent	<input type="checkbox"/>
Teacher in-service .....	6 credit hours/5 years	At least 15 hours/year	<input checked="" type="checkbox"/>
Maximum class size .....		20 or lower	<input type="checkbox"/>
3-year-olds .....	NA		
4-year-olds .....	Determined locally		
Staff-child ratio .....		1:10 or better	<input type="checkbox"/>
3-year-olds .....	NA		
4-year-olds .....	Determined locally		
Screening/referral .....	Health; and support services	Vision, hearing, health; and at least 1 support service	<input type="checkbox"/>
Meals .....	Depends on length of program day <sup>5</sup>	At least 1/day	<input type="checkbox"/>
Monitoring .....	Site visits and other monitoring	Site visits	<input checked="" type="checkbox"/>

**TOTAL BENCHMARKS MET**

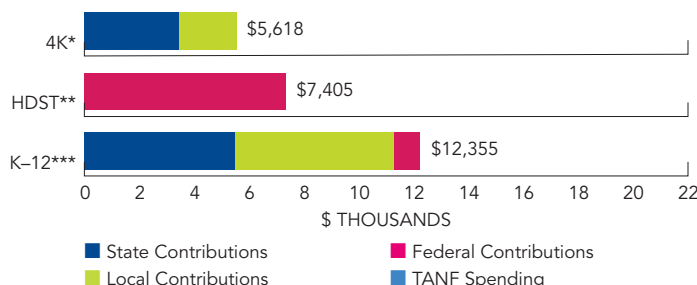
5

## RESOURCES

Total state pre-K spending .....	\$169,000,000
Local match required? .....	Yes
State spending per child enrolled .....	\$3,478
All reported spending per child enrolled* .....	\$5,618

\* Pre-K programs may receive additional funds from federal or local sources that are not included in this figure.  
 \*\* Head Start per-child spending for the 2013-2014 year includes funding only for 3- and 4-year-olds served. Past years figured have unintentionally included funds for Early Head Start.  
 \*\*\* K-12 expenditures include capital spending as well as current operating expenditures. Data are for the '13-'14 school year, unless otherwise noted.

SPENDING PER CHILD ENROLLED



<sup>1</sup> Districts must provide a minimum of 437 hours of direct instruction per year, or 349.5 hours of instruction plus 87.5 hours of parent outreach. Most programs are part-day, 4-5 days per week for an academic year, but some districts may offer the program full-day for 2-3 days per week.  
<sup>2</sup> Wisconsin did not break this figure into specific numbers of 3- or 4-year-olds. As a result, age breakdowns used in the Access pie chart were estimated.  
<sup>3</sup> Assistant teachers in public settings can meet one of three requirements: at least two years of higher education, an associate (or higher) degree, or meet a rigorous standard of quality through a state or local academic assessment regardless of degree. The requirement for assistant teachers in nonpublic settings reflects child care licensing regulations. School districts that are Head Start grantees may require assistant teachers to have an AA and assistant teacher license.

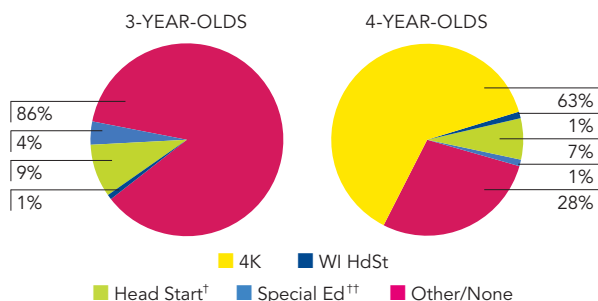
<sup>4</sup> State law supports vision, hearing, and general health screenings prior to enrollment. When 4K uses a community approach with Head Start, screenings are required. Support services include parent involvement activities, health services for children, referral to social services, referral for special education, parent conferences and/or home visits, and access to a school nurse, psychologist, and social worker.  
<sup>5</sup> If a school-based program operates longer than 2.5 hours, it is required to provide a meal or snack through the school nutrition program. Programs implemented in child care or Head Start must follow applicable requirements.

## WISCONSIN HEAD START STATE SUPPLEMENT

### ACCESS

Total state program enrollment .....	1,097
School districts that offer state program .....	100% (Federal Head Start Grantees)
Income requirement .....	100% FPL
Hours of operation .....	Determined locally, 3 hours/day <sup>1</sup>
Operating schedule .....	Determined locally, as per federal application <sup>1</sup>
Special education enrollment, ages 3 and 4 .....	8,790
Federally funded Head Start enrollment, ages 3 and 4 .....	12,216
State-funded Head Start enrollment, ages 3 and 4 .....	0 <sup>2</sup>

STATE PRE-K AND HEAD START ENROLLMENT AS PERCENTAGE OF TOTAL POPULATION



<sup>†</sup> Some Head Start children may also be counted in state pre-K.  
<sup>††</sup> Estimates children in special education not also enrolled in state pre-K or Head Start.

### QUALITY STANDARDS CHECKLIST

POLICY	STATE PRE-K REQUIREMENT	BENCHMARK	DOES REQUIREMENT MEET BENCHMARK?
Early learning standards .....	Comprehensive	Comprehensive	<input checked="" type="checkbox"/>
Teacher degree .....	BA (public); AA (nonpublic)	BA	<input type="checkbox"/>
Teacher specialized training .....	ECE (public); AA in CDA (nonpublic) <sup>3</sup>	Specializing in pre-K	<input checked="" type="checkbox"/>
Assistant teacher degree .....	CDA <sup>3</sup>	CDA or equivalent	<input checked="" type="checkbox"/>
Teacher in-service .....	15 clock hours/year	At least 15 hours/year	<input checked="" type="checkbox"/>
Maximum class size .....		20 or lower	<input checked="" type="checkbox"/>
3-year-olds .....	17		
4-year-olds .....	20		
Staff-child ratio .....		1:10 or better	<input checked="" type="checkbox"/>
3-year-olds .....	2:17		
4-year-olds .....	1:10		
Screening/referral .....	Vision, hearing, health, dental, other, and support services	Vision, hearing, health; and at least 1 support service	<input checked="" type="checkbox"/>
Meals .....	Lunch and snack <sup>5</sup>	At least 1/day	<input checked="" type="checkbox"/>
Monitoring .....	Other monitoring	Site visits	<input type="checkbox"/>

**TOTAL BENCHMARKS MET**

**8**

### RESOURCES

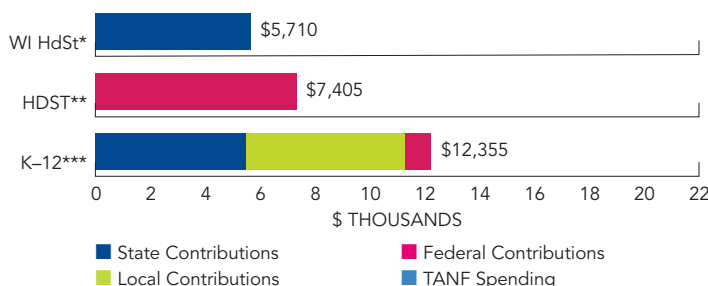
Total state pre-K spending .....	\$6,264,100
Local match required? .....	No
State spending per child enrolled .....	\$5,710
All reported spending per child enrolled* .....	\$5,710

\* Pre-K programs may receive additional funds from federal or local sources that are not included in this figure.

\*\* Head Start per-child spending for the 2013-2014 year includes funding only for 3- and 4-year-olds served. Past years figured have unintentionally included funds for Early Head Start.

\*\*\* K-12 expenditures include capital spending as well as current operating expenditures. Data are for the '13-'14 school year, unless otherwise noted.

SPENDING PER CHILD ENROLLED



<sup>1</sup> Districts must provide a minimum of 437 hours of direct instruction per year, or 349.5 hours of instruction plus 87.5 hours of parent outreach. Most programs are part-day, 4-5 days per week for an academic year, but some districts may offer the program full-day for 2-3 days per week.

<sup>2</sup> Wisconsin did not break this figure into specific numbers of 3- or 4-year-olds. As a result, age breakdowns used in the Access pie chart were estimated.

<sup>3</sup> Starting in 2013, the federal Head Start program requires all assistant teachers have a CDA or be enrolled in a program to receive a CDA, AA, or BA within two years. This now meets the benchmark for assistant teachers.

<sup>4</sup> State law supports vision, hearing, and general health screenings prior to enrollment. When 4K uses a community approach with Head Start, screenings are required. Support services include parent involvement activities, health services for children, referral to social services, referral for special education, parent conferences and/or home visits, and access to a school nurse, psychologist, and social worker.

<sup>5</sup> If a school-based program operates longer than 2.5 hours, it is required to provide a meal or snack through the school nutrition program. Programs implemented in child care or Head Start must follow applicable requirements.