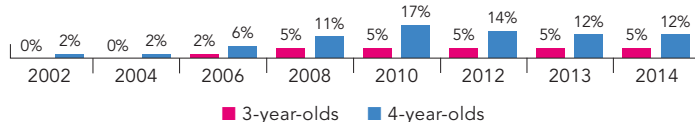


# Pennsylvania

PERCENT OF STATE POPULATION ENROLLED\*



STATE SPENDING PER CHILD ENROLLED\*  
(2014 DOLLARS)



Before 2004, Pennsylvania did not have a state-funded prekindergarten program defined as such under state law. However, districts could deliver preschool through Pennsylvania’s Kindergarten for Four-Year-Olds (K4) program or offer preschool to 4-year-olds through the School Based Pre-K (SBPK). The K4 program is run following Pennsylvania’s kindergarten guidelines, while districts using SBPK follow the state’s preschool regulations. The state’s basic instructional subsidy formula partially funds children served in the K4 program.

Since the 2004-2005 school year, districts have been able to provide prekindergarten through the Education Accountability Block Grant (EABG). Services under EABG are available for children for the two years prior to the locally determined kindergarten entry age, but districts may set additional eligibility criteria such as being from a low-income family or lack of kindergarten readiness. EABG funds can be used for a range of educational opportunities other than preschool, including decreasing class size from kindergarten through third grade, or offering full-day kindergarten. This report includes those children whose districts choose to use the funds to provide prekindergarten. While EABG was in effect for the 2013-2014 school year, its line item was deleted from the 2014 enacted budget. It was replaced with Ready to Learn Block Grant, which has similar requirements and can be used for pre-K. This line item has been allocated \$2 million for 2014-2015, a \$1 million increase from 2013.

In the 2011-2012 year, Act 24 issued a two-year moratorium on professional development impacting the EABG and K4/SBPK programs. The moratorium has been lifted for the 2013-2014 school year, returning both programs to meet the professional development benchmarks of 15 hours per year. However, program monitoring has not been restored.

Established in the 2004-2005 school year with an original investment of \$15 million, the Pennsylvania Head Start Supplemental Assistance Program (HSSAP) provides extended-day services for federally funded Head Start children and provides additional Head Start openings. This state-funded program is only accessible to federal Head Start grantees and their child care partners who obtain a minimum STAR 3 level in the Keystone STARS quality initiative program. All programs must follow federal Head Start Performance Standards, regardless of location.

A fourth state-funded program was created in the 2007-2008 school year. The Pennsylvania Pre-K Counts program will enroll children up to two years before their locally determined kindergarten eligibility age, though programs may set additional standards based on local need. The state sets income eligibility at or below 300 percent FPL, though districts may set a lower income threshold. Head Start programs, school districts, nursery schools and child care centers are eligible for competitive funds if they hold a STAR 3 or 4 rating in Keystone STARS. The 2014 enacted budget provides an additional \$10 million in funding for PKC for the 2014-2015 school year.

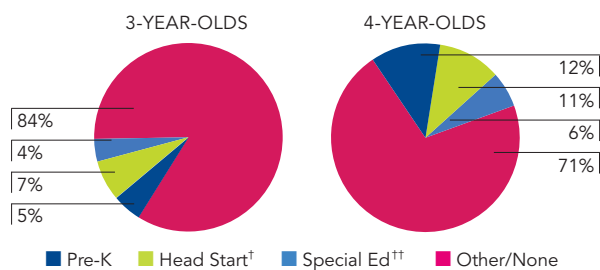
The first two pages of this state profile illustrate data on Pennsylvania’s general commitment and contribution to state-funded preschool education, including state expenditure and registration for the four Pennsylvania preschool programs. The third page focuses completely on EABG, the fourth page describes K4/SBPK, the fifth page offers specific details about HSSAP, and the last page highlights the PA Pre-K Counts program.

## STATE OVERVIEW

### ACCESS

Total state program enrollment .....	25,622
Total state spending .....	\$145,553,522
State spending per child enrolled .....	\$5,788
All reported spending per child enrolled* .....	\$5,788

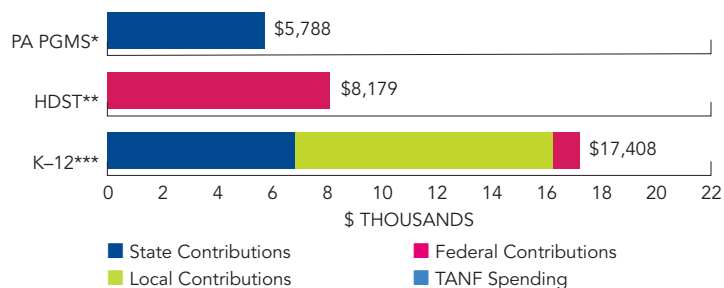
### STATE PRE-K AND HEAD START ENROLLMENT AS PERCENTAGE OF TOTAL POPULATION



† Some Head Start children may also be counted in state pre-K.

†† Estimates children in special education not also enrolled in state pre-K or Head Start.

### SPENDING PER CHILD ENROLLED



\* Pre-K programs may receive additional funds from federal or local sources that are not included in this figure.

\*\* Head Start per-child spending for the 2013-2014 year includes funding only for 3- and 4-year-olds served. Past years figured have unintentionally included funds for Early Head Start.

\*\*\* K-12 expenditures include capital spending as well as current operating expenditures. Data are for the '13-'14 school year, unless otherwise noted.

#### ACCESS RANKINGS

4-YEAR-OLDS

3-YEAR-OLDS

30

15

#### RESOURCES RANKINGS

STATE SPENDING

ALL REPORTED SPENDING

10

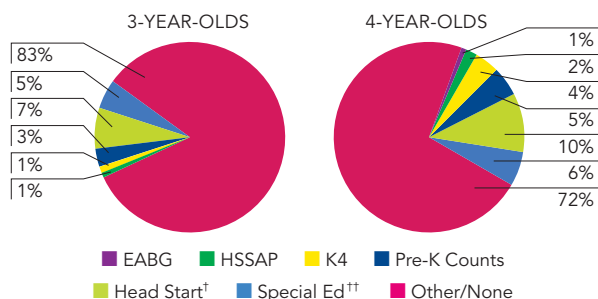
18

# PENNSYLVANIA EDUCATION ACCOUNTABILITY BLOCK GRANT

## ACCESS

Total state program enrollment .....	2,391 <sup>1</sup>
School districts that offer state program .....	3%
Income requirement .....	No income requirement <sup>2</sup>
Hours of operation .....	Determined locally, 5 days/week <sup>3</sup>
Operating schedule .....	Determined locally <sup>3</sup>
Special education enrollment, ages 3 and 4 .....	21,026
Federally funded Head Start enrollment, ages 3 and 4 .....	26,940
State-funded Head Start enrollment, ages 3 and 4 .....	0 <sup>4</sup>

STATE PRE-K AND HEAD START ENROLLMENT AS PERCENTAGE OF TOTAL POPULATION



† Some Head Start children may also be counted in state pre-K.  
 †† Estimates children in special education not also enrolled in state pre-K or Head Start.

## QUALITY STANDARDS CHECKLIST

POLICY	STATE PRE-K REQUIREMENT	BENCHMARK	DOES REQUIREMENT MEET BENCHMARK?
Early learning standards .....	Comprehensive .....	Comprehensive	<input checked="" type="checkbox"/>
Teacher degree .....	BA (public); AA (nonpublic) <sup>5</sup> .....	BA	<input type="checkbox"/>
Teacher specialized training .....	ECE Certification; ECE Certification <sup>5</sup> .....	Specializing in pre-K	<input checked="" type="checkbox"/>
Assistant teacher degree .....	Meet NCLB requirements <sup>6</sup> .....	CDA or equivalent	<input type="checkbox"/>
Teacher in-service .....	180 clock hours/5 years <sup>7</sup> .....	At least 15 hours/year	<input checked="" type="checkbox"/>
Maximum class size .....	.....	20 or lower	<input checked="" type="checkbox"/>
3-year-olds .....	.....20		
4-year-olds .....	.....20		
Staff-child ratio .....	.....	1:10 or better	<input checked="" type="checkbox"/>
3-year-olds .....	.....1:10		
4-year-olds .....	.....1:10		
Screening/referral .....	Vision, hearing, health, psychological/ and support services behavioral, dental, developmental .....	Vision, hearing, health; and at least 1 support service	<input type="checkbox"/>
Meals .....	No meals are required .....	At least 1/day	<input type="checkbox"/>
Monitoring .....	None <sup>8</sup> .....	Site visits	<input type="checkbox"/>

**TOTAL BENCHMARKS MET**

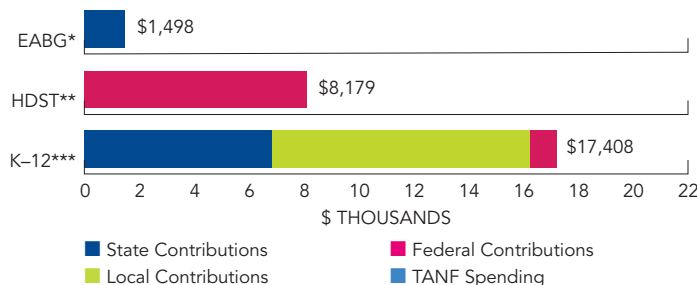
5

## RESOURCES

Total state pre-K spending .....	\$3,580,661
Local match required? .....	No
State spending per child enrolled .....	\$1,498
All reported spending per child enrolled* .....	\$1,498

\* Pre-K programs may receive additional funds from federal or local sources that are not included in this figure.  
 \*\* Head Start per-child spending for the 2013-2014 year includes funding only for 3- and 4-year-olds served. Past years figured have unintentionally included funds for Early Head Start.  
 \*\*\* K-12 expenditures include capital spending as well as current operating expenditures. Data are for the '13-'14 school year, unless otherwise noted.

SPENDING PER CHILD ENROLLED



<sup>1</sup> The state could not break EABG enrollment into a specific number of 3- or 4-year-olds. As a result, age breakdowns used in the Access pie chart were estimated, using the proportions of enrollees who were ages 3 or 4 in state programs that served 3-year-olds and provided age breakdowns for 2013-2014.  
<sup>2</sup> Eligibility requirements are locally determined.  
<sup>3</sup> Most programs operate 2.5 hours or 5 hours per day, 5 days per week, for 180 days per year.  
<sup>4</sup> All state-funded Head Start enrollment is through HSSAP, but the state could not break HSSAP into a specific number of 3- or 4-year-olds. As a result, age breakdowns used in the Access pie chart were estimated, using proportions of federal Head Start enrollees in Pennsylvania in each age category 2013-2014.  
<sup>5</sup> As of January 2012, only PK-4 will be issued for certification, though N-3 certifications are still valid.

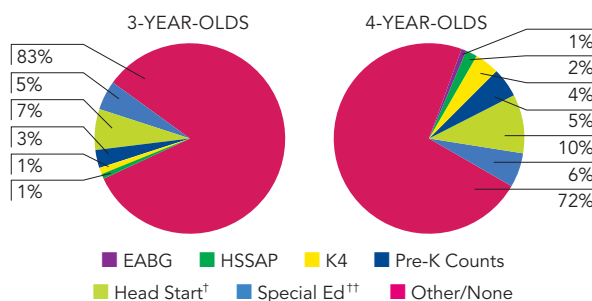
<sup>6</sup> All assistant teachers are required to meet NCLB requirements. This requires completing at least two years of postsecondary study or 60 college credits, possessing an AA or higher, or passing a rigorous state or local assessment of knowledge of and ability to assist in instruction.  
<sup>7</sup> The program has traditionally required 180 clock hours of professional development every five years. Act 24 issued a two-year moratorium on this PD requirement, beginning in 2011. The moratorium has been lifted in the 2013-2014 year and professional development again meets NIEER's benchmark.  
<sup>8</sup> There was no formalized monitoring of this program during the 2013-2014 school year. This no longer meets NIEER's quality standard benchmark.

# PENNSYLVANIA HEAD START SUPPLEMENTAL ASSISTANCE PROGRAM

## ACCESS

Total state program enrollment .....	5,643 <sup>1</sup>
School districts that offer state program .....	22%
Income requirement .....	100% FPL <sup>2</sup>
Hours of operation .....	5.5 hours/day (school day), 3.5 hours/day (part day); determined locally
Operating schedule .....	Academic year <sup>3</sup>
Special education enrollment, ages 3 and 4 .....	21,026
Federally funded Head Start enrollment, ages 3 and 4 .....	26,940
State-funded Head Start enrollment, ages 3 and 4 .....	0 <sup>1</sup>

STATE PRE-K AND HEAD START ENROLLMENT AS PERCENTAGE OF TOTAL POPULATION



<sup>†</sup> Some Head Start children may also be counted in state pre-K.  
<sup>††</sup> Estimates children in special education not also enrolled in state pre-K or Head Start.

## QUALITY STANDARDS CHECKLIST

POLICY	STATE PRE-K REQUIREMENT	BENCHMARK	DOES REQUIREMENT MEET BENCHMARK?
Early learning standards .....	Comprehensive	Comprehensive	<input checked="" type="checkbox"/>
Teacher degree .....	AA <sup>4</sup>	BA	<input type="checkbox"/>
Teacher specialized training .....	EC Certification	Specializing in pre-K	<input checked="" type="checkbox"/>
Assistant teacher degree .....	CDA <sup>4</sup>	CDA or equivalent	<input checked="" type="checkbox"/>
Teacher in-service .....	15 clock hours/year	At least 15 hours/year	<input checked="" type="checkbox"/>
Maximum class size .....		20 or lower	<input checked="" type="checkbox"/>
3-year-olds .....	20		
4-year-olds .....	20		
Staff-child ratio .....		1:10 or better	<input checked="" type="checkbox"/>
3-year-olds .....	1:10		
4-year-olds .....	1:10		
Screening/referral and support services .....	Vision, hearing, health, psychological/behavioral, dental, developmental; and support services <sup>5</sup>	Vision, hearing, health; and at least 1 support service	<input checked="" type="checkbox"/>
Meals .....	Lunch and either breakfast or snack	At least 1/day	<input checked="" type="checkbox"/>
Monitoring .....	Site visits (at least once annually)	Site visits	<input checked="" type="checkbox"/>

**TOTAL BENCHMARKS MET**

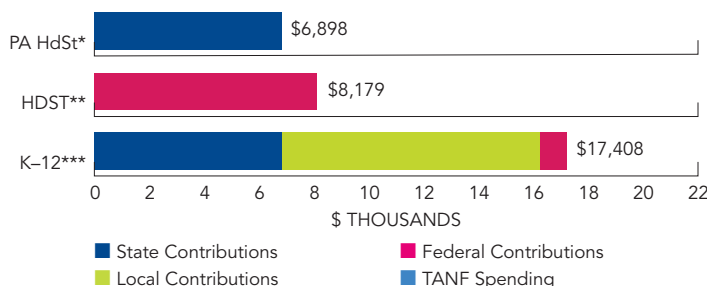
9

## RESOURCES

Total state pre-K spending .....	\$38,919,024 <sup>6</sup>
Local match required? .....	No
State spending per child enrolled .....	\$6,898
All reported spending per child enrolled* .....	\$6,898

\* Pre-K programs may receive additional funds from federal or local sources that are not included in this figure.  
\*\* Head Start per-child spending for the 2013-2014 year includes funding only for 3- and 4-year-olds served. Past years figured have unintentionally included funds for Early Head Start.  
\*\*\* K-12 expenditures include capital spending as well as current operating expenditures. Data are for the '13-'14 school year, unless otherwise noted.

SPENDING PER CHILD ENROLLED



<sup>1</sup> All state-funded Head Start enrollment is through HSSAP, but the state could not break HSSAP into a specific number of 3- or 4-year-olds. As a result, age breakdowns used in the Access pie chart were estimated, using proportions of federal Head Start enrollees in Pennsylvania in each age category 2013-2014.  
<sup>2</sup> State pre-K children must meet the federal Head Start income guidelines. Effective December 2007, 35 percent of the enrollment may be children whose family incomes are between 100 and 130 percent FPL, after priority is given to children at or below 100 percent FPL.  
<sup>3</sup> The operating schedule is determined locally, but the minimum follows federal Head Start requirements of 3.5 hours per day, 4 days per week, and 128 days per year.

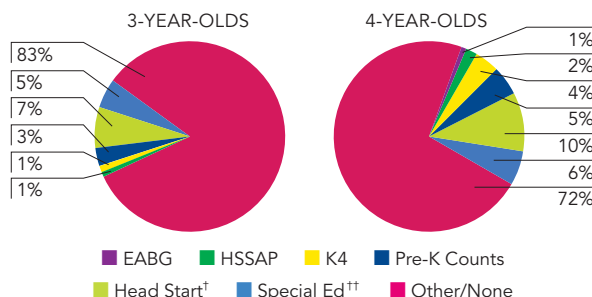
<sup>4</sup> The Head Start Reauthorization Act of 2007 requires that by 2011 all lead teachers must have at least an AA; by 2013, 50 percent must have at least a BA. If teachers are employed by a school district, ECE certification is required. Federal Head Start requires that by 2013 all assistant teachers have a CDA or be enrolled in a program to receive a CDA, AA, or BA within two years. This now meets NIEER's assistant teacher benchmark.  
<sup>5</sup> Support services include parent conferences or home visits, and comprehensive services, as required by federal Head Start Performance Standards, including parent education or job training, parenting support or training, parent involvement activities, health services for parents and children, information about nutrition, referral to social services, and transition to kindergarten activities.  
<sup>6</sup> All spending through this initiative is directed toward Head Start programs.

# PENNSYLVANIA KINDERGARTEN FOR FOUR-YEAR-OLDS AND SCHOOL BASED PRE-K

## ACCESS

Total state program enrollment .....	4,982 <sup>1</sup>
School districts that offer state program .....	18%
Income requirement .....	None (K4); Determined locally (SBPK)
Hours of operation .....	2.5 to 5 hours/day, 5 days/week
Operating schedule .....	Academic year
Special education enrollment, ages 3 and 4 .....	21,026
Federally funded Head Start enrollment, ages 3 and 4 .....	26,940
State-funded Head Start enrollment, ages 3 and 4 .....	0 <sup>2</sup>

STATE PRE-K AND HEAD START ENROLLMENT AS PERCENTAGE OF TOTAL POPULATION



† Some Head Start children may also be counted in state pre-K.  
 †† Estimates children in special education not also enrolled in state pre-K or Head Start.

## QUALITY STANDARDS CHECKLIST

POLICY	STATE PRE-K REQUIREMENT	BENCHMARK	DOES REQUIREMENT MEET BENCHMARK?
Early learning standards .....	Comprehensive	Comprehensive	<input checked="" type="checkbox"/>
Teacher degree .....	BA	BA	<input checked="" type="checkbox"/>
Teacher specialized training .....	ECE or EE Certification (K4); ECE Certification (SBPK)	Specializing in pre-K	<input type="checkbox"/>
Assistant teacher degree .....	No minimum degree (K4); NCLB requirements (SBPK) <sup>3</sup>	CDA or equivalent	<input type="checkbox"/>
Teacher in-service .....	180 clock hours/5 years <sup>4</sup>	At least 15 hours/year	<input checked="" type="checkbox"/>
Maximum class size .....		20 or lower	<input type="checkbox"/>
3-year-olds .....	No limit (K4); 20 (SBPK)		
4-year-olds .....	No limit (K4); 20 (SBPK) <sup>5</sup>		
Staff-child ratio .....		1:10 or better	<input type="checkbox"/>
3-year-olds .....	No limit (K4); 1:10 (SBPK)		
4-year-olds .....	No limit (K4); 1:10 (SBPK) <sup>5</sup>		
Screening/referral .....	Immunizations	Vision, hearing, health; and at least 1 support service	<input type="checkbox"/>
and support services			
Meals .....	No meals are required	At least 1/day	<input type="checkbox"/>
Monitoring .....	None	Site visits	<input type="checkbox"/>

**TOTAL BENCHMARKS MET**

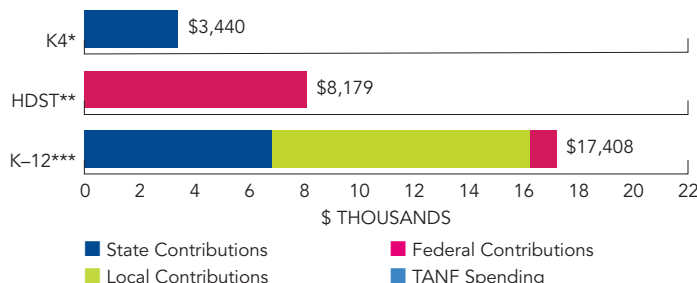
3

## RESOURCES

Total state pre-K spending .....	\$17,139,624
Local match required? .....	No
State spending per child enrolled .....	\$3,440
All reported spending per child enrolled* .....	\$3,440

\* Pre-K programs may receive additional funds from federal or local sources that are not included in this figure.  
 \*\* Head Start per-child spending for the 2013-2014 year includes funding only for 3- and 4-year-olds served. Past years figured have unintentionally included funds for Early Head Start.  
 \*\*\* K-12 expenditures include capital spending as well as current operating expenditures. Data are for the '13-'14 school year, unless otherwise noted.

SPENDING PER CHILD ENROLLED



<sup>1</sup> The state could not break K4 & SBPK enrollment into a specific number of 3- or 4-year-olds. As a result, age breakdowns used in the Access pie chart were estimated, using the proportions of enrollees who were ages 3 or 4 in state programs that served 3-year-olds and provided age breakdowns for 2013-2014.  
<sup>2</sup> All state-funded Head Start enrollment is through HSSAP, but the state could not break HSSAP into a specific number of 3- or 4-year-olds. As a result, age breakdowns used in the Access pie chart were estimated, using proportions of federal Head Start enrollees in Pennsylvania in each age category 2013-2014.  
<sup>3</sup> Beginning in the 2009-2010 school year, all assistant teachers in SBPK are required to meet NCLB requirements. This requires completing at least two years of postsecondary study/60 college credits, possessing an AA or higher, or passing a rigorous state or local assessment of knowledge of and ability to assist in instruction.

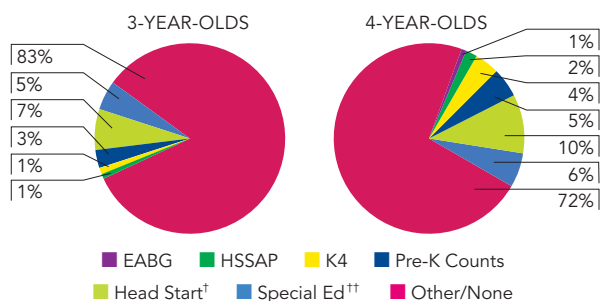
<sup>4</sup> The program has traditionally required 180 clock hours of professional development every five years. Act 24 issued a two-year moratorium on this PD requirement, beginning in 2011. The moratorium has been lifted in the 2013-2014 year and professional development again meets NIEER's benchmark.  
<sup>5</sup> The K4 program follows kindergarten requirements, which do not limit class size or staff-child ratio. However, most programs have 20 children and a 1:10 staff-child ratio. School Based Pre-K follows the PA School Board regulations, which require a maximum class size of 20 and a staff-to-child ratio of 1:10.

## PENNSYLVANIA PRE-K COUNTS

### ACCESS

Total state program enrollment .....	12,131 <sup>1</sup>
School districts that offer state program .....	.81%
Income requirement .....	300% FPL <sup>2</sup>
Hours of operation .....	2.5 to 5 hours/day, 5 days/week
Operating schedule .....	180 days/year <sup>3</sup>
Special education enrollment, ages 3 and 4 .....	21,026
Federally funded Head Start enrollment, ages 3 and 4 .....	26,940
State-funded Head Start enrollment, ages 3 and 4 .....	0 <sup>4</sup>

STATE PRE-K AND HEAD START ENROLLMENT AS PERCENTAGE OF TOTAL POPULATION



† Some Head Start children may also be counted in state pre-K.  
 †† Estimates children in special education not also enrolled in state pre-K or Head Start.

### QUALITY STANDARDS CHECKLIST

POLICY	STATE PRE-K REQUIREMENT	BENCHMARK	DOES REQUIREMENT MEET BENCHMARK?
Early learning standards .....	Comprehensive	Comprehensive	<input checked="" type="checkbox"/>
Teacher degree .....	BA <sup>5</sup>	BA	<input checked="" type="checkbox"/>
Teacher specialized training .....	EC Certification; EC Certification <sup>5</sup>	Specializing in pre-K	<input checked="" type="checkbox"/>
Assistant teacher degree .....	Meets NCLB requirements <sup>6</sup>	CDA or equivalent	<input type="checkbox"/>
Teacher in-service .....	180 clock hours/5 years	At least 15 hours/year	<input checked="" type="checkbox"/>
Maximum class size .....		20 or lower	<input checked="" type="checkbox"/>
3-year-olds .....	20		
4-year-olds .....	20		
Staff-child ratio .....		1:10 or better	<input checked="" type="checkbox"/>
3-year-olds .....	1:10		
4-year-olds .....	1:10		
Screening/referral .....	Immunizations; developmental <sup>7</sup>	Vision, hearing, health; and at least 1 support service	<input type="checkbox"/>
and support services			
Meals .....	Depends on length of program day <sup>8</sup>	At least 1/day	<input type="checkbox"/>
Monitoring .....	Site visits (at least once annually)	Site visits	<input checked="" type="checkbox"/>

**TOTAL BENCHMARKS MET**

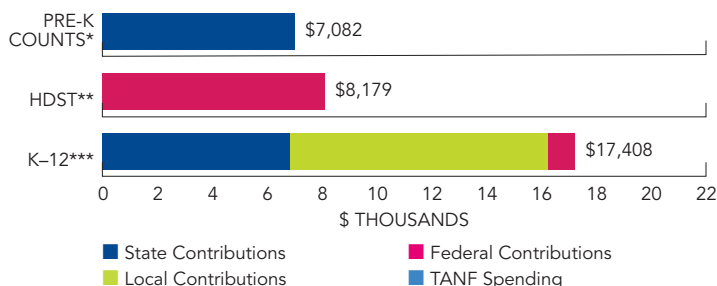
**7**

### RESOURCES

Total state pre-K spending .....	\$85,914,213
Local match required? .....	No
State spending per child enrolled .....	\$7,082
All reported spending per child enrolled* .....	\$7,082

\* Pre-K programs may receive additional funds from federal or local sources that are not included in this figure.  
 \*\* Head Start per-child spending for the 2013-2014 year includes funding only for 3- and 4-year-olds served. Past years figured have unintentionally included funds for Early Head Start.  
 \*\*\* K-12 expenditures include capital spending as well as current operating expenditures. Data are for the '13-'14 school year, unless otherwise noted.

SPENDING PER CHILD ENROLLED



<sup>1</sup> The state could not break HSSAP into a specific number of 3- or 4-year-olds. As a result, age breakdowns used in the Access pie chart were estimated, using the proportions of enrollees who were ages 3 or 4 in state programs that served 3-year-olds and provided age breakdowns for 2013-2014.  
<sup>2</sup> Income is only one of the possible risk factors used to determine eligibility. Other risk factors are determined locally and could include low parental education level or other economic, language, and/or cultural disadvantages that put children at risk for school failure.  
<sup>3</sup> Programs must operate at least 180 days per year, though days can be "stretched" across the full calendar year rather than used in the traditional 9 month school calendar. This is a local decision.  
<sup>4</sup> All state-funded Head Start enrollment is through HSSAP, but the state could not break HSSAP into a specific number of 3- or 4-year-olds. As a result, age breakdowns used in the Access pie chart were estimated, using proportions of federal Head Start enrollees in Pennsylvania in each age category 2013-2014.

<sup>5</sup> By December 2011, lead teachers in all settings had to have a BA and ECE certification. The N-3 certification will no longer be issued, though teachers who currently have it will still be able to work in the program.  
<sup>6</sup> Beginning with the 2009-2010 school year, all assistant teachers are required to meet NCLB requirements. This requires completing at least two years of postsecondary education, possessing an AA or higher, or passing a rigorous state or local assessment of knowledge of and ability to assist in instruction.  
<sup>7</sup> Health screenings and referrals are determined locally. Support services required of all programs include parent involvement activities, referral for social services, and transition to kindergarten activities.  
<sup>8</sup> Half-day programs are required to provide a snack. Full-day programs are required to provide a snack and one meal.