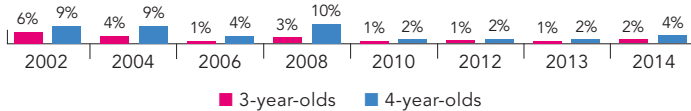
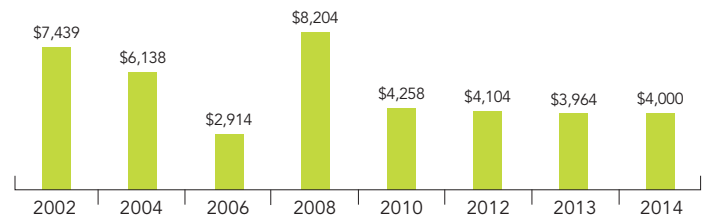


Ohio

PERCENT OF STATE POPULATION ENROLLED*



STATE SPENDING PER CHILD ENROLLED* (2014 DOLLARS)



The Ohio Public Preschool Program (PSP) was officially established in 1990, after four years as a pilot program. In 2013-2014, Ohio increased its funding for this program by \$10 million. This has increased the number of funded children from 5,700 in 2012-2013 to 8,150 in 2013-2014. In addition, the eligible providers for this program expanded from school districts to include highly rated child care providers and chartered nonpublic schools. Ohio's focus is to ensure children have access to quality programs through public preschool and publicly funded child care. The state has worked to remove barriers to funding, so that all types of programs have access to both public preschool and child care funds. This NIEER report only focuses on Ohio's ODE publicly funded preschool program, which does not include the publicly funded preschool programs in child care (where approximately 34,000 preschool aged children are served in highly rated programs). Ohio is operating its publicly funded programs under common program and child standards, so a significant number of preschool-aged children receive services through a combination of these preschool programs, which must be highly rated. Ohio's child outcomes data show that children participating in the public preschool program perform better on the Kindergarten Readiness Assessment than demographically similar children not participating in the preschool programs.

In 2014-2015, the state added \$12 million on top of the \$10 million added in 2013-2014, for a total of \$22 million in the 2014-15 state biennium. This increases the number of funded children from 8,150 in 2013-2014 to a total of 11,090 funded children in 2014-2015. Ohio's focus is to increase the number of children who have access to quality programs through public preschool and publicly funded child care.

Through this program, sites have been monitored annually for quality via desk audits, internal monitoring materials, proposal of plans and documentation, along with an annual licensing visit, classroom observations and child assessment. Beginning in 2013-2014, Ohio began using its expanded tiered quality rating and improvement system as the monitoring system across all Ohio programs including public preschool and child care programs. Through this monitoring system, programs submit annual documentation of desk audits and program plans. Programs also receive on-site visits, including classroom observations for every 2-3 years based on the rating level of the program. The ECE program has been evaluated for process quality using the ELLCO tool, with various stages completed in 2009, 2011, and 2012. Beginning in the 2013-2014 school year, programs began participating in Ohio's tiered Quality Rating and Improvement System.

The Ohio Department of Education also conducts an annual survey of programs to examine family tuition and fees for each program, the number of families charged, and the amount charged relative to family income.

Ohio's Race to the Top-Early Learning Challenge work plan expanded child and program standards. Ohio's Early Learning and Development Standards, revised in 2012, now incorporate additional areas of school readiness, including physical well-being/ motor development, approaches toward learning, and social and emotional development. Ohio's Early Learning and Development Standards support children from birth to kindergarten entry and are aligned with the Ohio Learning Standards (K-12 Standards), including English Language Arts, Mathematics, Social Studies and Science. Ohio's tiered quality rating and improvement system which was fully implemented in October of 2013, shares program standards for all types of early childhood programs. The state pre-K program, preschool special education, and publicly funded child care programs all participate in the TQRIS.

In addition, Ohio used Race to the Top and Race to the Top-Early Learning Challenge grant funding to develop and implement comprehensive and developmentally appropriate assessments of children at kindergarten entry. The state is expanding its Kindergarten Readiness Assessment beyond a focus on literacy to include additional areas of school readiness, and the state began implementing in Fall 2014. Ohio collaborated with the state of Maryland to develop this new Kindergarten Readiness Assessment, as well as a pre-K-through-Kindergarten formative assessment, covering ages 36 to 72 months. The assessments were piloted and field-tested during the 2012-2013 and 2013-2014 school years, prior to statewide implementation.




OHIO EARLY CHILDHOOD EDUCATION

ACCESS

Total state program enrollment	8,150 ¹
School districts that offer state program	45%
Income requirement	200% FPL
Hours of operation	12.5 hours/week ²
Operating schedule	Academic year
Special education enrollment, ages 3 and 4	14,353
Federally funded Head Start enrollment, ages 3 and 4	32,234
State-funded Head Start enrollment, ages 3 and 4	0

STATE PRE-K AND HEAD START ENROLLMENT AS PERCENTAGE OF TOTAL POPULATION



[†] Some Head Start children may also be counted in state pre-K.
^{††} Estimates children in special education not also enrolled in state pre-K or Head Start.

QUALITY STANDARDS CHECKLIST

POLICY	STATE PRE-K REQUIREMENT	BENCHMARK	DOES REQUIREMENT MEET BENCHMARK?
Early learning standards	Comprehensive	Comprehensive	<input checked="" type="checkbox"/>
Teacher degree	AA	BA	<input type="checkbox"/>
Teacher specialized training	Pre-K-3; Pre-K; EC Intervention Specialist PK-3; K-3 or K-8 Certification plus 4 courses in ECE or CD; Pre-K	Specializing in pre-K at least 1 support service	<input checked="" type="checkbox"/>
Assistant teacher degree	HSD or equivalent	CDA or equivalent	<input type="checkbox"/>
Teacher in-service	20 clock hours/2 years	At least 15 hours/year	<input type="checkbox"/>
Maximum class size		20 or lower	<input type="checkbox"/>
3-year-olds	24		
4-year-olds	28		
Staff-child ratio		1:10 or better	<input type="checkbox"/>
3-year-olds	1:12		
4-year-olds	1:14		
Screening/referral and support services	Vision; hearing; health, dental, other, developmental; and support services ³	Vision, hearing, health; and at least 1 support service	<input checked="" type="checkbox"/>
Meals	Depends on length of program day ⁴	At least 1/day	<input type="checkbox"/>
Monitoring	Site visits and other monitoring ⁵	Site visits	<input checked="" type="checkbox"/>

TOTAL BENCHMARKS MET
4

RESOURCES

Total state pre-K spending	\$32,602,974
Local match required?	No
State spending per child enrolled	\$4,000
All reported spending per child enrolled*	\$4,000

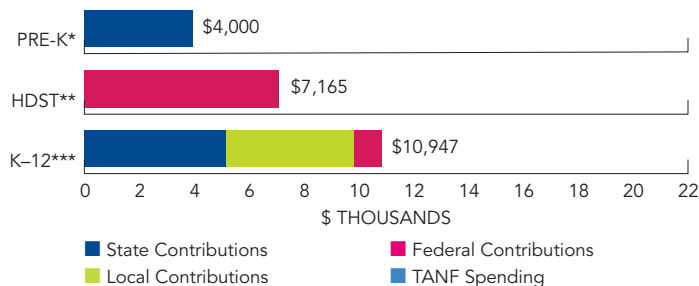
* Pre-K programs may receive additional funds from federal or local sources that are not included in this figure.

** Head Start per-child spending for the 2013-2014 year includes funding only for 3- and 4-year-olds served. Past years figured have unintentionally included funds for Early Head Start.

*** K-12 expenditures include capital spending as well as current operating expenditures.

Data are for the '13-'14 school year, unless otherwise noted.

SPENDING PER CHILD ENROLLED



¹ Ohio funded 8,150 children with a per-child allocation of \$4,000. Total enrollment exceeded 8,150 children, so all enrollment breakdowns are based on 8,150 figure.

² ECE funds 3 to 3.5 hours of services daily, 12.5 hours per week. However, many districts use local or other funding sources to offer a school- or extended-day program. On average, programs operate 4 days per week. Programs are required to provide home visits, parent conferences, and other services for families on the fifth day.

³ Screening and referrals for hemoglobin and lead are also required. Support services include parent conferences or home visits, parent involvement activities, health services for children, information about nutrition, referral to social services, and transition to kindergarten activities.

⁴ Programs are required to provide breakfast, lunch or snack depending on hours of attendance.

⁵ Beginning in the 2011-2012 school year, Ohio began its on-site monitoring system where each site is visited once per three years by Ohio Department of Education program monitoring staff. Sites submit annual desk audits, internal monitoring requirements, plans and documentation annually. In addition, all sites receive a separate licensing visit annually.