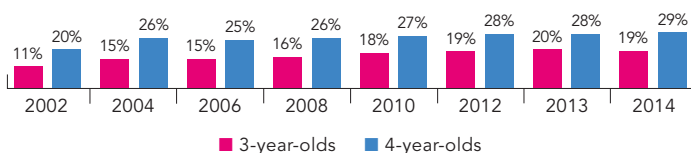
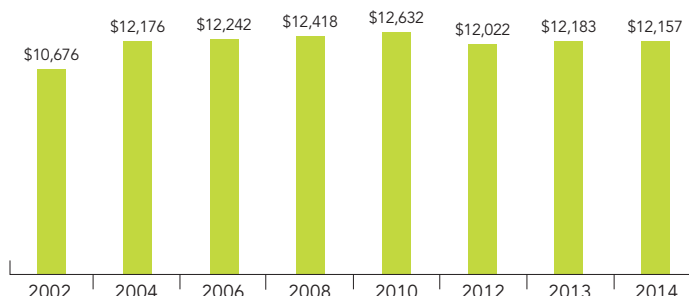


# New Jersey

PERCENT OF STATE POPULATION ENROLLED\*



STATE SPENDING PER CHILD ENROLLED\*  
(2014 DOLLARS)



The state of New Jersey funds three preschool programs. The largest and most intensive of the programs, formerly known as the Abbott Preschool Program, served 43,896 children in 35 school districts during the 2013-2014 school year. The New Jersey Department of Education (DOE) provides funding to eligible districts to provide the program to all resident 3- and 4-year-olds who choose to enroll. Private child care centers or Head Start programs that meet state standards may contract with districts to deliver services. Abbott districts also receive supplemental child care subsidy funds from the state Department of Human Services (DHS) to provide extended-day and extended-year services to families. Changes in DHS eligibility requirements however have reduced the number of programs offering wrap-around options, resulting in fewer children receiving wrap-around services. When the school funding formula went into effect in 2008-2009, a “hold harmless” article was put in place, which prevents former Abbott districts from receiving preschool aid from DOE any less than in the 2008-2009 school year of the program. Formal evaluations for the former Abbott program were conducted in 2013 and 2014 respectively, to evaluate impact on child outcomes and program quality.

The second state-funded preschool program, formerly known as the Non-Abbott Early Childhood Program Aid (ECPA), is required only in districts where 20 to 40 percent of children meet the criteria for free or reduced-price lunch services. During the 2013-2014 school year, 93 districts offered the former ECPA program. Enrollment in ECPA programs declined by more than 200 children to 7,309 students despite increased financial support for the second consecutive year.

The third program, formerly known as the Early Launch to Learning Initiative (ELLI), was established in 2004, as part of New Jersey’s efforts to offer access to high-quality prekindergarten education to all of the state’s low-income 4-year-olds. All non-Abbott districts initially were eligible to apply for funds to improve program quality, extend program hours or to expand prekindergarten enrollment; however, new districts have been unable to apply in recent years due to limited funds. Funding levels are determined by length of the program day and number of low-income 4-year-olds served. During the 2013-2014 school year, 24 districts offered the ELLI program to 602 children, a 10 percent increase in enrollment compared to the previous year.

Districts across all three programs received funding based on the School Funding Reform Act (SFRA) of 2008, beginning the 2009-2010 school year. New Jersey planned to increase full-day preschool for at-risk 3- and 4- year-olds in all school districts, as outlined in the SFRA, with the goal of providing preschool, over a six year period, for an additional 30,000 children by fall of 2013. For the 2013-2014 school year, the former Abbott program received increased funding from the previous year to permit the enrollment of additional children, though ECPA districts received a small cost of living adjustment based on prior year funding. Funding for the ELLI program has remained the same since 2008-2009.

In 2013, New Jersey was one of five states funded in the third round of federal Race to the Top-Early Learning Challenge. In 2014, New Jersey was awarded a competitive federal Preschool Development Grant for \$17.5 million.

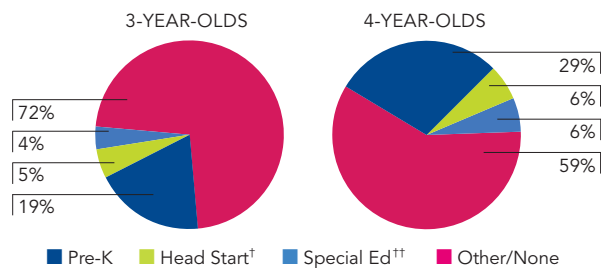
In order to present the contributions New Jersey makes to preschool education throughout its three separate programs, summary information reflecting the state’s overall commitment to preschool is first presented, where enrollment and state spending for the former Abbott, ECPA, and ELLI programs are combined to demonstrate a comprehensive state profile. Next, we present specific details about each initiative in the state. The third page of this profile focuses exclusively on the former Abbott program; the fourth page on the former ECPA program; and the final page on the former ELLI program.

## STATE OVERVIEW

### ACCESS

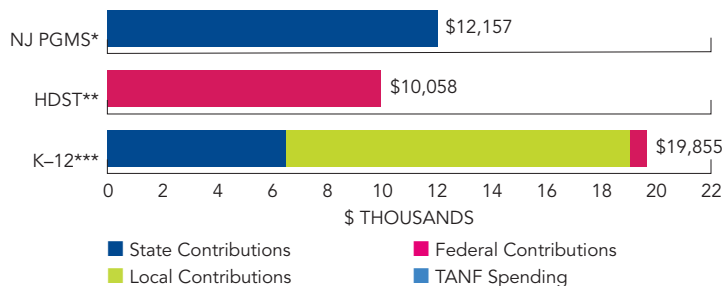
Total state program enrollment .....	51,726
Total state spending .....	\$629,798,393
State spending per child enrolled .....	\$12,157
All reported spending per child enrolled* .....	\$12,157

### STATE PRE-K AND HEAD START ENROLLMENT AS PERCENTAGE OF TOTAL POPULATION



† Some Head Start children may also be counted in state pre-K.  
 †† Estimates children in special education not also enrolled in state pre-K or Head Start.

### SPENDING PER CHILD ENROLLED



\* Pre-K programs may receive additional funds from federal or local sources that are not included in this figure.  
 \*\* Head Start per-child spending for the 2013-2014 year includes funding only for 3- and 4-year-olds served. Past years figured have unintentionally included funds for Early Head Start.  
 \*\*\* K-12 expenditures include capital spending as well as current operating expenditures. Data are for the '13-'14 school year, unless otherwise noted.

#### ACCESS RANKINGS

4-YEAR-OLDS

3-YEAR-OLDS

18

4

#### RESOURCES RANKINGS

STATE SPENDING

ALL REPORTED SPENDING

2

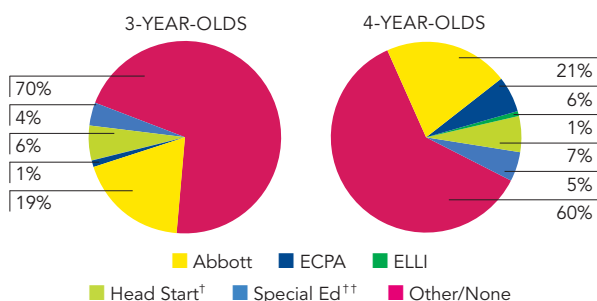
2

## NEW JERSEY FORMER ABBOTT PRESCHOOL PROGRAM

### ACCESS

Total state program enrollment .....	43,896
School districts that offer state program .....	6%
Income requirement .....	No income requirement <sup>1</sup>
Hours of operation .....	6 hours/day, 5 days/week <sup>2</sup>
Operating schedule .....	Academic year <sup>2</sup>
Special education enrollment, ages 3 and 4 .....	11,160
Federally funded Head Start enrollment, ages 3 and 4 .....	12,560
State-funded Head Start enrollment, ages 3 and 4 .....	0

STATE PRE-K AND HEAD START ENROLLMENT AS PERCENTAGE OF TOTAL POPULATION



† Some Head Start children may also be counted in state pre-K.  
 †† Estimates children in special education not also enrolled in state pre-K or Head Start.

### QUALITY STANDARDS CHECKLIST

POLICY	STATE PRE-K REQUIREMENT	BENCHMARK	DOES REQUIREMENT MEET BENCHMARK?
Early learning standards .....	Comprehensive	Comprehensive	<input checked="" type="checkbox"/>
Teacher degree .....	BA (public and nonpublic)	BA	<input checked="" type="checkbox"/>
Teacher specialized training .....	Certificate in P-3; K-5; Nursery school <sup>3</sup>	Specializing in pre-K	<input checked="" type="checkbox"/>
Assistant teacher degree .....	HSD or equivalent <sup>4</sup>	CDA or equivalent	<input type="checkbox"/>
Teacher in-service .....	100 clock hours/5 years	At least 15 hours/year	<input checked="" type="checkbox"/>
Maximum class size .....		20 or lower	<input checked="" type="checkbox"/>
3-year-olds .....	15		
4-year-olds .....	15		
Staff-child ratio .....		1:10 or better	<input checked="" type="checkbox"/>
3-year-olds .....	2:15		
4-year-olds .....	2:15		
Screening/referral .....	Vision, hearing, health, dental, and support services	Vision, hearing, health; and at least 1 support service	<input checked="" type="checkbox"/>
Meals .....	Breakfast, lunch, and snack	At least 1/day	<input checked="" type="checkbox"/>
Monitoring .....	Site visits and other monitoring	Site visits	<input checked="" type="checkbox"/>

**TOTAL BENCHMARKS MET**

**9**

### RESOURCES

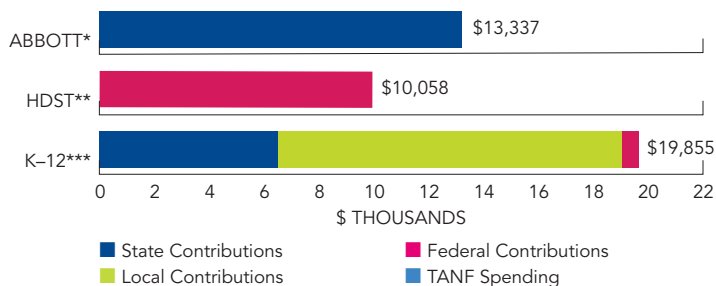
Total state pre-K spending .....	\$585,440,952
Local match required? .....	No
State spending per child enrolled .....	\$13,337 <sup>6</sup>
All reported spending per child enrolled* .....	\$13,337 <sup>6</sup>

\* Pre-K programs may receive additional funds from federal or local sources that are not included in this figure.

\*\* Head Start per-child spending for the 2013-2014 year includes funding only for 3- and 4-year-olds served. Past years figured have unintentionally included funds for Early Head Start.

\*\*\* K-12 expenditures include capital spending as well as current operating expenditures. Data are for the '13-'14 school year, unless otherwise noted.

SPENDING PER CHILD ENROLLED



<sup>1</sup> The program is offered in the poor urban districts initially identified by the NJ Supreme Court in 1990 as having at least 40 percent of children who qualify for free or reduced-price lunch, and 4 additional districts designated since by the legislature. All 3- and 4-year-old children within those districts are eligible to participate.

<sup>2</sup> Providers are only required by the Department of Education to provide a 6-hour educational program for the 180-day academic year. Providers can choose to operate a before- and after-care program and/or a full-year (245-day) program. If they chose to do so, all children meeting income requirements are paid for through the Department for Children and Families.

<sup>3</sup> Teachers with an Elementary School certificate (N-8) may teach preschool if they have an equivalent of two academic years of full-time experience teaching 3- and 4-year-olds under the certificate or demonstrate content knowledge in line with a district's established documentation requirements. Teachers with related certificates may apply for preschool licensure, take the Praxis exam, and begin the process of obtaining a P-3 certificate.

<sup>4</sup> Assistant teachers in public schools supported by Title I funding must meet the education/degree requirements specified in NCLB.

<sup>5</sup> Support services include parenting support or training, parent involvement activities, health services for children, information about nutrition, referral to social services, transition to kindergarten activities and parent conferences or home visits.

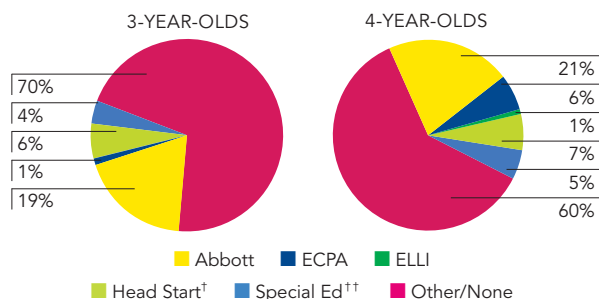
<sup>6</sup> State per-child spending in New Jersey appears to be higher for state prekindergarten programs than for K-12 education, but this is not the case in the districts that offer state pre-K. More than 80 percent of state prekindergarten enrollment is in Abbott districts, which also have a K-12 state aid payment that is nearly 3 times the statewide average per child. In other words, state spending per child is also much higher for K-12 in the Abbott districts.

## NEW JERSEY FORMER EARLY LAUNCH TO LEARNING INITIATIVE

### ACCESS

Total state program enrollment .....	602
School districts that offer state program .....	4%
Income requirement .....	185% FPL <sup>1</sup>
Hours of operation .....	2.5 to 6 hours/day, 5 days/week
Operating schedule .....	Academic year
Special education enrollment, ages 3 and 4 .....	11,160
Federally funded Head Start enrollment, ages 3 and 4 .....	12,560
State-funded Head Start enrollment, ages 3 and 4 .....	0

STATE PRE-K AND HEAD START ENROLLMENT AS PERCENTAGE OF TOTAL POPULATION



<sup>†</sup> Some Head Start children may also be counted in state pre-K.  
<sup>††</sup> Estimates children in special education not also enrolled in state pre-K or Head Start.

### QUALITY STANDARDS CHECKLIST

POLICY	STATE PRE-K REQUIREMENT	BENCHMARK	DOES REQUIREMENT MEET BENCHMARK?
Early learning standards .....	Comprehensive	Comprehensive	<input checked="" type="checkbox"/>
Teacher degree .....	BA <sup>2</sup>	BA	<input checked="" type="checkbox"/>
Teacher specialized training .....	Certificate in P-3, K-5, Nursery school <sup>2</sup>	Specializing in pre-K	<input checked="" type="checkbox"/>
Assistant teacher degree .....	HSD or equivalent <sup>3</sup>	CDA or equivalent	<input type="checkbox"/>
Teacher in-service .....	100 clock hours/5 years	At least 15 hours/year	<input checked="" type="checkbox"/>
Maximum class size .....		20 or lower	<input checked="" type="checkbox"/>
3-year-olds .....	20		
4-year-olds .....	20		
Staff-child ratio .....		1:10 or better	<input checked="" type="checkbox"/>
3-year-olds .....	1:9		
4-year-olds .....	1:9		
Screening/referral .....	Vision, hearing, health, dental, and support services	Vision, hearing, health; and at least 1 support service	<input checked="" type="checkbox"/>
Meals .....	Depends on length of program day <sup>5</sup>	At least 1/day	<input type="checkbox"/>
Monitoring .....	Site visits and other monitoring	Site visits	<input checked="" type="checkbox"/>

**TOTAL BENCHMARKS MET**

8

### RESOURCES

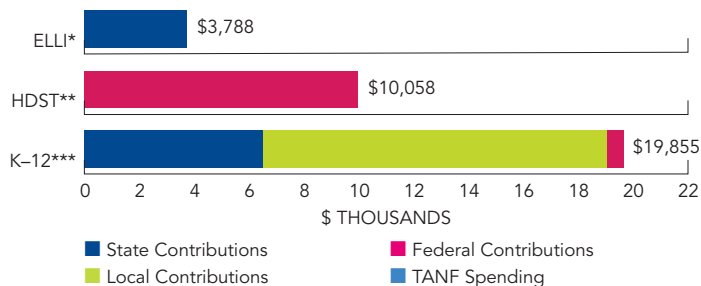
Total state pre-K spending .....	\$2,280,300
Local match required? .....	Yes <sup>6</sup>
State spending per child enrolled .....	\$3,788
All reported spending per child enrolled* .....	\$3,788

\* Pre-K programs may receive additional funds from federal or local sources that are not included in this figure.

\*\* Head Start per-child spending for the 2013-2014 year includes funding only for 3- and 4-year-olds served. Past years figured have unintentionally included funds for Early Head Start.

\*\*\* K-12 expenditures include capital spending as well as current operating expenditures. Data are for the '13-'14 school year, unless otherwise noted.

SPENDING PER CHILD ENROLLED



<sup>1</sup> Districts may enroll other students in unusual circumstances.

<sup>2</sup> Teachers with an Elementary School certificate (N-8) may teach preschool if they have an equivalent of two academic years of full-time experience teaching 3- and 4-year-olds under the certificate or demonstrate content knowledge in line with a district's established documentation requirements. Teachers with related certificates may apply for preschool licensure, take the Praxis exam, and begin the process of obtaining a P-3 certificate.

<sup>3</sup> Assistant teachers in public schools supported by Title I funding must meet the education/degree requirements specified in NCLB.

<sup>4</sup> Support services include parent involvement activities, health services for children, information about nutrition, parent conferences or home visits, and transition to kindergarten activities.

<sup>5</sup> School- and extended-day programs are required to offer breakfast, lunch, and snack for at-risk students.

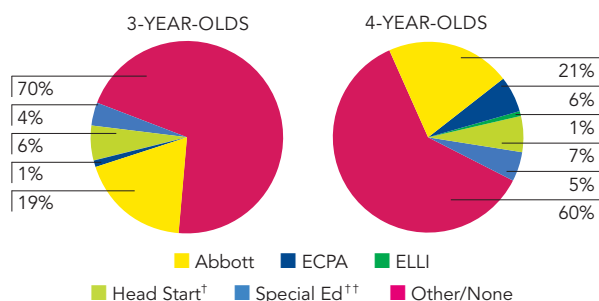
<sup>6</sup> Classrooms must include general and special education students funded through other sources.

## NEW JERSEY NON-ABBOTT EARLY CHILDHOOD PROGRAM AID

### ACCESS

Total state program enrollment .....	7,309
School districts that offer state program .....	16%
Income requirement .....	No income requirement <sup>1</sup>
Hours of operation .....	2.5 to 6 hours/day, 5 days/week <sup>2</sup>
Operating schedule .....	Academic year
Special education enrollment, ages 3 and 4 .....	11,160
Federally funded Head Start enrollment, ages 3 and 4 .....	12,560
State-funded Head Start enrollment, ages 3 and 4 .....	0

STATE PRE-K AND HEAD START ENROLLMENT AS PERCENTAGE OF TOTAL POPULATION



† Some Head Start children may also be counted in state pre-K.  
 †† Estimates children in special education not also enrolled in state pre-K or Head Start.

### QUALITY STANDARDS CHECKLIST

POLICY	STATE PRE-K REQUIREMENT	BENCHMARK	DOES REQUIREMENT MEET BENCHMARK?
Early learning standards .....	Comprehensive	Comprehensive	<input checked="" type="checkbox"/>
Teacher degree .....	BA	BA	<input checked="" type="checkbox"/>
Teacher specialized training .....	Certificate in P-3, K-5, Nursery school <sup>3</sup>	Specializing in pre-K	<input checked="" type="checkbox"/>
Assistant teacher degree .....	HSD or equivalent <sup>4</sup>	CDA or equivalent	<input type="checkbox"/>
Teacher in-service .....	100 clock hours/5 years	At least 15 hours/year	<input checked="" type="checkbox"/>
Maximum class size .....		20 or lower	<input checked="" type="checkbox"/>
3-year-olds .....	18		
4-year-olds .....	18		
Staff-child ratio .....		1:10 or better	<input checked="" type="checkbox"/>
3-year-olds .....	1:10		
4-year-olds .....	1:10		
Screening/referral .....	Vision, hearing, health, dental, and support services	Vision, hearing, health; and at least 1 support service	<input checked="" type="checkbox"/>
Meals .....	Depends on length of program day <sup>6</sup>	At least 1/day	<input type="checkbox"/>
Monitoring .....	Site visits and other monitoring	Site visits	<input checked="" type="checkbox"/>

**TOTAL BENCHMARKS MET**

8

### RESOURCES

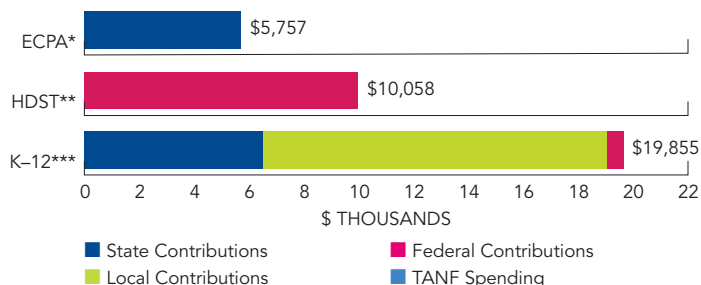
Total state pre-K spending .....	\$42,077,141 <sup>7</sup>
Local match required? .....	No
State spending per child enrolled .....	\$5,757
All reported spending per child enrolled* .....	\$5,757

\* Pre-K programs may receive additional funds from federal or local sources that are not included in this figure.

\*\* Head Start per-child spending for the 2013-2014 year includes funding only for 3- and 4-year-olds served. Past years figured have unintentionally included funds for Early Head Start.

\*\*\* K-12 expenditures include capital spending as well as current operating expenditures. Data are for the '13-'14 school year, unless otherwise noted.

SPENDING PER CHILD ENROLLED



<sup>1</sup> Funds are only provided to those districts indicated by the legislature at the program's inception as having between 20 to 40 percent of children who qualify for free or reduced-price lunch. All 3- and 4-year-old children within those districts are eligible to participate. However, the program is only open to 3-year-olds once the district has offered full-day kindergarten to all age-eligible children, and either half- or full-day preschool to all 4-year-olds.

<sup>2</sup> Part-day programs must be at least 2.5 hours per day; school-day programs must be at least 6 hours per day. Length of program day varies by districts. In some cases, both part- and school-day programs are offered. Part-day programs are most common.

<sup>3</sup> Teachers with an Elementary School certificate (N-8) may teach preschool if they have an equivalent of two academic years of full-time experience teaching 3- and 4-year-olds under the certificate or demonstrate content knowledge in line with a district's established documentation requirements. Teachers with related certificates may apply for preschool licensure, take the Praxis exam, and begin the process of obtaining a P-3 certificate.

<sup>4</sup> Assistant teachers in public schools supported by Title I funding must meet the education/degree requirements specified in NCLB.

<sup>5</sup> Support services include parent involvement activities, health services for children, parent conferences or home visits, and transition to kindergarten activities.

<sup>6</sup> Breakfast, lunch and snack are required for at-risk students in school- and extended-day programs.

<sup>7</sup> This figure reflects state funds directed to services for preschool-age children. Additionally, unspecified amounts of federal or local funds contribute to the program.