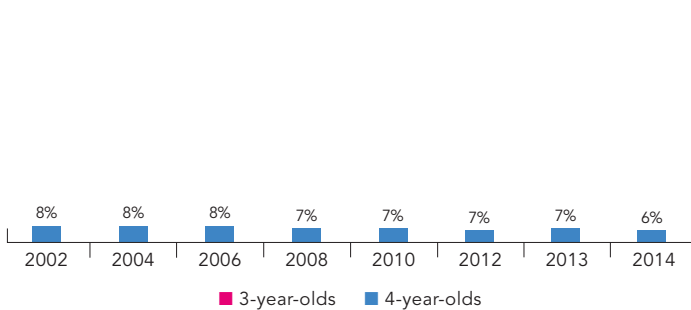


Delaware

PERCENT OF STATE POPULATION ENROLLED*



STATE SPENDING PER CHILD ENROLLED* (2014 DOLLARS)



Delaware's Early Childhood Assistance Program (ECAP) has provided comprehensive early childhood services for Head Start-eligible 4-year-olds since 1994. Modeled after the federal Head Start program, ECAP requires participating programs to follow Head Start Performance Standards. Ten percent of enrollment slots are reserved for children with disabilities; the remainder of children must live in families whose income is at or below 100 percent FPL. In 2007, the Head Start Reauthorization Act was enabled, allowing children living in households with incomes at 100 to 130 FPL to make up, at most, 35 percent of the programs' funded enrollment.

Community Needs Assessment Data determine who receive ECAP grants, which are available to for-profit child care, Head Start agencies, public schools, and private and faith-based centers. The 2014-2015 school year will bring an increase in state funding, to align with current Head Start costs per child level in the state.

In 2004, the state implemented a set of early learning standards, the Delaware Early Learning Foundations: Preschool. These standards were reviewed in 2010 for alignment with K-12 performance indicators and the Common Core standards. Delaware uses TSI GOLD to follow the progress of enrolled children. The 2008 Child Outcomes Study evaluated ECAP for program impact and child outcomes.

Delaware Stars is the quality rating improvement system for early childhood programs, which aligns with the Head Start Performance Standards. Since December 2012, all ECAP programs must participate in the Delaware Stars QRIS. ECAP-only programs that do not receive mixed funding, if successfully monitored, can participate in an alternate pathway to QRIS and enter with a Star 4. ECAP programs that are funded through other sources start with a rating of 1. A Race to the Top-Early Learning Challenge grant was awarded to Delaware, with the goal of all ECAP programs attaining 5 stars.

An alliance of the state's K-12 professional development standards, the state's cross-sector early childhood professional development system and the Delaware Institute for Excellence in Early Childhood offers high quality expert assistance to ECAP programs.

ACCESS RANKINGS	
4-YEAR-OLDS	3-YEAR-OLDS
35	None Served


RESOURCES RANKINGS	
STATE SPENDING	ALL REPORTED SPENDING
7	10

DELAWARE EARLY CHILDHOOD ASSISTANCE PROGRAM (ECAP)

ACCESS

Total state program enrollment	834
School districts that offer state program	100% (counties)
Income requirement	100% FPL ¹
Hours of operation	3.5 hours/day, 5 days/week ²
Operating schedule	Determined locally ²
Special education enrollment, ages 3 and 4	1,145
Federally funded Head Start enrollment, ages 3 and 4	1,540
State-funded Head Start enrollment, ages 3 and 4	0 ³

STATE PRE-K AND HEAD START ENROLLMENT AS PERCENTAGE OF TOTAL POPULATION



[†] Some Head Start children may also be counted in state pre-K.
^{††} Estimates children in special education not also enrolled in state pre-K or Head Start.

QUALITY STANDARDS CHECKLIST

POLICY	STATE PRE-K REQUIREMENT	BENCHMARK	DOES REQUIREMENT MEET BENCHMARK?
Early learning standards	Comprehensive	Comprehensive	<input checked="" type="checkbox"/>
Teacher degree	AA ⁴	BA	<input type="checkbox"/>
Teacher specialized training	None ⁴	Specializing in pre-K	<input checked="" type="checkbox"/>
Assistant teacher degree.....	HSD or equivalent ⁴	CDA or equivalent	<input type="checkbox"/>
Teacher in-service	18 clock hours/year	At least 15 hours/year	<input checked="" type="checkbox"/>
Maximum class size.....		20 or lower	<input checked="" type="checkbox"/>
3-year-olds	NA		
4-year-olds.....	20		
Staff-child ratio		1:10 or better	<input checked="" type="checkbox"/>
3-year-olds	NA		
4-year-olds	1:10		
Screening/referral	Vision, hearing, health, dental, and support services	Vision, hearing, health; and developmental; and support services ⁵	<input checked="" type="checkbox"/>
Meals	One meal and one snack	At least 1/day	<input checked="" type="checkbox"/>
Monitoring	Site visits and other monitoring	Site visits	<input checked="" type="checkbox"/>

TOTAL BENCHMARKS MET

8

RESOURCES

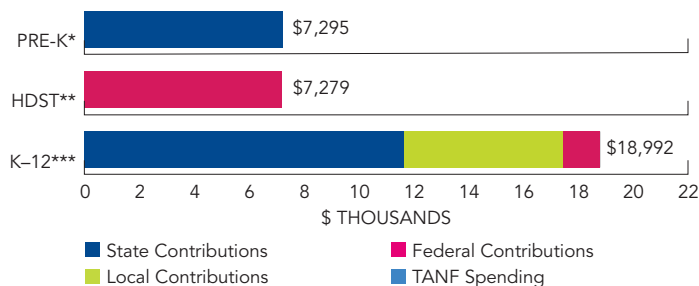
Total state pre-K spending	\$6,149,300
Local match required?	No
State Head Start spending	\$6,149,300 ⁵
State spending per child enrolled	\$7,295
All reported spending per child enrolled*.....	\$7,295

* Pre-K programs may receive additional funds from federal or local sources that are not included in this figure.

** Head Start per-child spending for the 2013-2014 year includes funding only for 3- and 4-year-olds served. Past years figured have unintentionally included funds for Early Head Start.

*** K-12 expenditures include capital spending as well as current operating expenditures. Data are for the '13-'14 school year, unless otherwise noted.

SPENDING PER CHILD ENROLLED



¹ State pre-K children must meet the federal Head Start income guidelines. Effective as of 2007, 35 percent of enrollment may be children whose family incomes are between 100 and 130 percent FPL after priority is given to children at 100 percent or below FPL.

² If programs choose to operate longer than 3.5 hours per day, they must fund the additional portion themselves. Some programs align with the school year.

³ This number represents ECAP enrollment. All state-funded Head Start enrollment is through ECAP.

⁴ ECAP follows the Head Start Performance Standards. Under the Head Start Reauthorization Act of 2007, all lead teachers were required to have at least an AA by October 2011; by September 30, 2013, 50 percent had to have earned at least a BA. By September 30, 2013, all assistant teachers had to have earned at least a CDA or be enrolled in a program to receive a CDA, AA, or BA within two years. Teachers in nonpublic programs must meet Delaware Office of Child Care Licensing requirements of nine college credits in EC, a CDA, or the state-approved courses Training Early Care and Education I and II. Public school assistant teachers must successfully complete the Praxis test.

⁵ Support services include parent conferences and/or home visits, education services or job training for parents, parenting support or training, parent involvement activities, health services for parents and children, information about nutrition, referral to social services, transition to kindergarten activities, and mental health consultation.

⁶ ECAP is a state-funded Head Start model. All state pre-K spending is therefore directed toward Head Start programs.