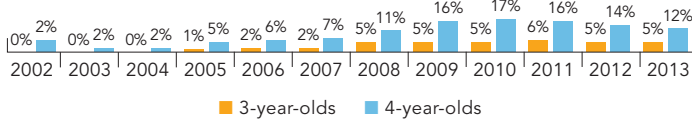
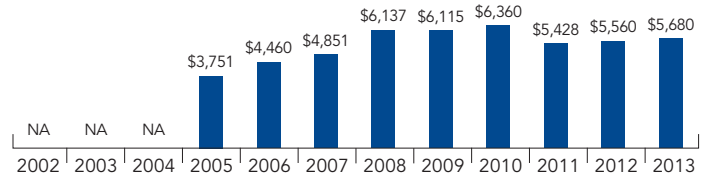


Pennsylvania

PERCENT OF STATE POPULATION ENROLLED



STATE SPENDING PER CHILD ENROLLED (2013 DOLLARS)



While Pennsylvania did not have a state-funded prekindergarten program defined as such under state law before 2004, districts could deliver preschool education services through Pennsylvania’s Kindergarten for Four-Year-Olds (K4) program or offer preschool to 4-year-olds through the School Based Pre-K program (SBPK). Districts providing the K4 program follow Pennsylvania’s kindergarten guidelines, while districts using SBPK are required to follow the state’s preschool regulations. Children served in the K4 program are partially funded through the state’s basic instructional subsidy formula.

Districts have been able to provide prekindergarten through the Education Accountability Block Grant (EABG) since the 2004-2005 school year. Children may be eligible for services under EABG for the two years prior to the locally determined kindergarten entry age, and districts may set additional eligibility criteria such as low-income status or a lack of kindergarten readiness. As of the 2011-2012 school year, Act 24 implemented a two-year moratorium on professional development requirements, which affected both the EABG and the K4 and SBPK programs. The moratorium will be lifted as of the 2013-2014 school year, which will restore professional development requirements. Monitoring requirements may not be reinstated. Districts can use EABG funds for a range of educational opportunities, including decreasing class size from kindergarten through third grade, or offering full-day kindergarten. This report includes those children whose districts choose to use the funds to provide prekindergarten.

The Pennsylvania Head Start Supplemental Assistance Program (HSSAP) was established in the 2004-2005 school year with an original investment of \$15 million. HSSAP provides extended-day services for federally funded Head Start children and provides additional Head Start openings. Federal Head Start grantees, as well as their child care partners who obtain a minimum STAR 3 level in the Keystone STARS quality initiative program, have access to this state-funded program. Regardless of location, all programs must follow federal Head Start Performance Standards.

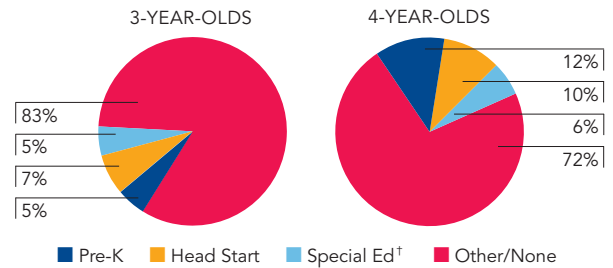
A fourth state-funded program, the Pennsylvania Pre-K Counts Program, was founded in the 2007-2008 school year. Similar to EABG, children are qualified for the program two years before their locally determined kindergarten eligibility age, although programs may set additional standards based on local need. Eligible children must have a household income of 300 percent of FPL or less, though districts may set a lower income threshold. PA Pre-K Counts funds are assigned through a competitive award system. Head Start programs, school districts, nursery schools, and child care centers that hold a STAR 3 or 4 rating in Keystone STARS, are all qualified for funding through this program.

The first two pages of this state profile illustrate data on Pennsylvania’s general commitment and contribution to state-funded preschool education, including state expenditure and registration for the four Pennsylvania preschool programs. The third page focuses completely on EABG, the fourth page describes K4, the fifth page offers specific details about HSSAP, and the last page highlights the PA Pre-K Counts program.

STATE OVERVIEW

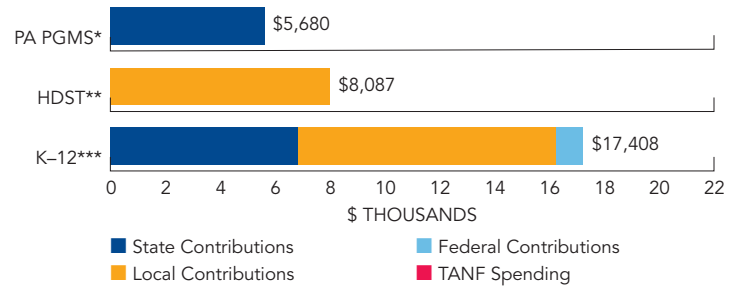
Total state program enrollment	25,622
Total state spending	\$145,529,413
State Head Start spending	\$37,278,000
State spending per child enrolled	\$5,680
All reported spending per child enrolled*	\$5,680

STATE PRE-K AND HEAD START ENROLLMENT AS PERCENTAGE OF TOTAL POPULATION



† This is an estimate of children in special education who are not enrolled in state-funded pre-K or Head Start.

SPENDING PER CHILD ENROLLED



* Pre-K programs may receive additional funds from federal or local sources that are not included in this figure.

** Head Start per-child spending for the 2012-2013 year includes funding only for 3- and 4-year-olds served. Past years figured have unintentionally included funds for Early Head Start.

*** K-12 expenditures include capital spending as well as current operating expenditures. Data are for the '12-'13 school year, unless otherwise noted.

ACCESS RANKINGS

4-YEAR-OLDS

3-YEAR-OLDS

30

14

RESOURCES RANKINGS

STATE SPENDING

ALL REPORTED SPENDING

11

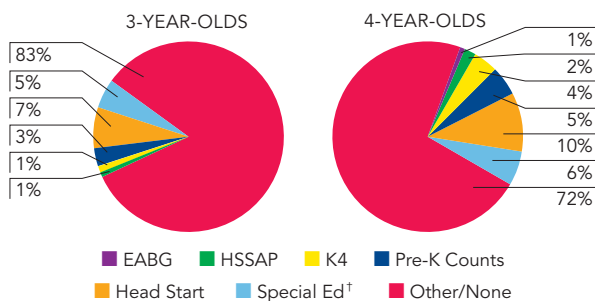
17

PENNSYLVANIA EDUCATION ACCOUNTABILITY BLOCK GRANT

ACCESS

Total state program enrollment	2,381 ¹
School districts that offer state program	3%
Income requirement	None ²
Hours of operation	Determined locally, 5 days/week ³
Operating schedule	Determined locally ³
Special education enrollment, ages 3 and 4	21,737
Federally funded Head Start enrollment, ages 3 and 4	25,242
State-funded Head Start enrollment, ages 3 and 4.....	5,065 ⁴

STATE PRE-K AND HEAD START ENROLLMENT AS PERCENTAGE OF TOTAL POPULATION



† This is an estimate of children in special education who are not enrolled in state-funded pre-K or Head Start.

QUALITY STANDARDS CHECKLIST

POLICY	STATE PRE-K REQUIREMENT	BENCHMARK	DOES REQUIREMENT MEET BENCHMARK?
Early learning standards	Comprehensive	Comprehensive	<input checked="" type="checkbox"/>
Teacher degree	BA and ECE certification (public); AA in ECE (nonpublic) ⁵	BA	<input type="checkbox"/>
Teacher specialized training	ECE Certification (public); AA in ECE (nonpublic) ⁵	Specializing in pre-K	<input checked="" type="checkbox"/>
Assistant teacher degree	Meets NCLB requirements ⁶	CDA or equivalent	<input type="checkbox"/>
Teacher in-service	None ⁷	At least 15 hours/year	<input type="checkbox"/>
Maximum class size		20 or lower	<input checked="" type="checkbox"/>
3-year-olds		20	
4-year-olds		20	
Staff-child ratio		1:10 or better	<input checked="" type="checkbox"/>
3-year-olds		1:10	
4-year-olds		1:10	
Screening/referral and support services	Vision, hearing, health, psychological/behavioral, dental, developmental	Vision, hearing, health; and at least 1 support service	<input type="checkbox"/>
Meals	No meals are required	At least 1/day	<input type="checkbox"/>
Monitoring	None ⁸	Site visits	<input type="checkbox"/>

TOTAL BENCHMARKS MET

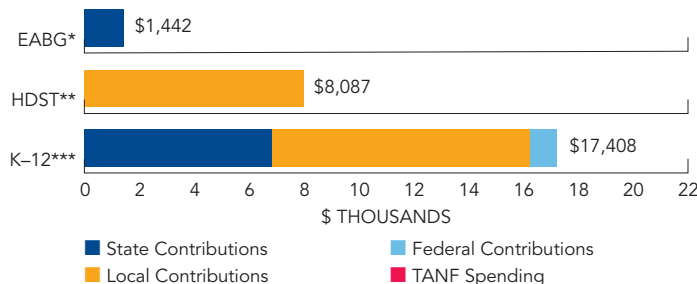
4

RESOURCES

Total state pre-K spending	\$3,432,384
Local match required?	No
State Head Start spending	\$37,278,000
State spending per child enrolled	\$1,442
All reported spending per child enrolled*.....	\$1,442

* Pre-K programs may receive additional funds from federal or local sources that are not included in this figure.
 ** Head Start per-child spending for the 2012-2013 year includes funding only for 3- and 4-year-olds served. Past years figured have unintentionally included funds for Early Head Start.
 *** K-12 expenditures include capital spending as well as current operating expenditures. Data are for the '12-'13 school year, unless otherwise noted.

SPENDING PER CHILD ENROLLED



¹ The state could not break EABG enrollment into a specific number of 3- or 4-year-olds. As a result, age breakdowns used in the Access pie chart were estimated, using the proportions of enrollees who were ages 3 or 4 in state programs that served 3-year-olds and provided age breakdowns for 2011-2012.
² Eligibility requirements are locally determined.
³ Most programs operate 2.5 hours or 5 hours per day, 5 days per week, for 180 days per year.
⁴ All state-funded Head Start enrollment is through HSSAP, but the state could not break HSSAP into a specific number of 3- or 4-year-olds. As a result, age breakdowns used in the Access pie chart were estimated, using proportions of federal Head Start enrollees in Pennsylvania in each age category 2011-2012.

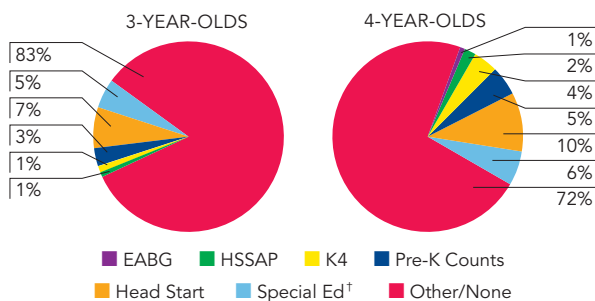
⁵ For nonpublic school settings contracted by an LEA prior to September 2006, teachers had until September 2012 to become ECE-certified. If contracts were initiated after September 2006, teachers have five years to become ECE certified. Beginning in January 2012, only PK-4 will be applicable for certification; prior to that, all ECE certifications apply.
⁶ All assistant teachers are required to meet NCLB requirements. This requires completing at least two years of postsecondary study or 60 college credits, possessing an AA or higher, or passing a rigorous state or local assessment of knowledge of and ability to assist in instruction.
⁷ The program has traditionally required 180 clock hours of professional development every five years. However, Act 24 issued a two-year moratorium on this PD requirement, beginning in 2011. This no longer meets NIEER's quality standard benchmark.
⁸ There was no formalized monitoring of this program during the 2011-2012 school year. This no longer meets NIEER's quality standard benchmark.

PENNSYLVANIA HEAD START SUPPLEMENTAL ASSISTANCE PROGRAM

ACCESS

Total state program enrollment	5,219 ¹
School districts that offer state program	22%
Income requirement	100% of FPL ²
Hours of operation	3.5 or 5.5 instructional hours, Determined locally ³
Operating schedule	Academic year ³
Special education enrollment, ages 3 and 4	21,737
Federally funded Head Start enrollment, ages 3 and 4	25,242
State-funded Head Start enrollment, ages 3 and 4.....	5,065 ¹

STATE PRE-K AND HEAD START ENROLLMENT AS PERCENTAGE OF TOTAL POPULATION



† This is an estimate of children in special education who are not enrolled in state-funded pre-K or Head Start.

QUALITY STANDARDS CHECKLIST

POLICY	STATE PRE-K REQUIREMENT	BENCHMARK	DOES REQUIREMENT MEET BENCHMARK?
Early learning standards	Comprehensive	Comprehensive	<input checked="" type="checkbox"/>
Teacher degree	AA ⁴	BA	<input type="checkbox"/>
Teacher specialized training.....	Meets CDA requirements ⁴	Specializing in pre-K	<input checked="" type="checkbox"/>
Assistant teacher degree.....	HSD ⁴	CDA or equivalent	<input type="checkbox"/>
Teacher in-service	15 clock hours/year	At least 15 hours/year	<input checked="" type="checkbox"/>
Maximum class size.....	20 or lower		<input checked="" type="checkbox"/>
3-year-olds.....	20		
4-year-olds.....	20		
Staff-child ratio		1:10 or better	<input checked="" type="checkbox"/>
3-year-olds	1:10		
4-year-olds	1:10		
Screening/referral	Vision, hearing, health, psychological/ behavioral, dental, developmental; and support services ⁵	Vision, hearing, health; and at least 1 support service	<input checked="" type="checkbox"/>
Meals	Lunch and either breakfast or snack	At least 1/day	<input checked="" type="checkbox"/>
Monitoring	Site visits	Site visits	<input checked="" type="checkbox"/>

TOTAL BENCHMARKS MET

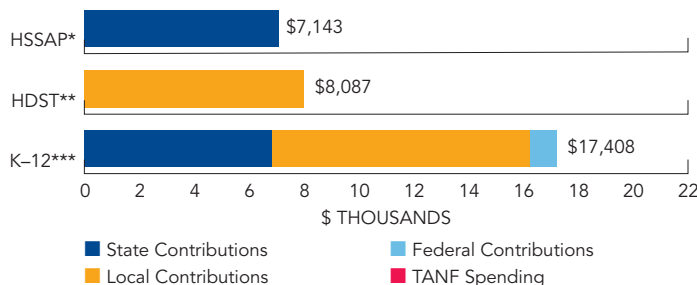
8

RESOURCES

Total state pre-K spending	\$37,278,000 ⁶
Local match required?	No
State Head Start spending	\$37,278,000
State spending per child enrolled	\$7,143
All reported spending per child enrolled*.....	\$7,143

* Pre-K programs may receive additional funds from federal or local sources that are not included in this figure.
 ** Head Start per-child spending for the 2012-2013 year includes funding only for 3- and 4-year-olds served. Past years figured have unintentionally included funds for Early Head Start.
 *** K-12 expenditures include capital spending as well as current operating expenditures. Data are for the '12-'13 school year, unless otherwise noted.

SPENDING PER CHILD ENROLLED



¹ All state-funded Head Start enrollment is through HSSAP, but the state could not break HSSAP into a specific number of 3- or 4-year-olds. As a result, age breakdowns used in the Access pie chart were estimated, using proportions of federal Head Start enrollees in Pennsylvania in each age category 2011-2012.

² State pre-K children must meet the federal Head Start income guidelines. Effective December 2007, 35 percent of the enrollment may be children whose family incomes are between 100 and 130 percent FPL, after priority is given to children at or below 100 percent FPL.

³ The operating schedule is determined locally, but the minimum follows federal Head Start requirements of 3.5 hours per day, 4 days per week, and 128 days per year.

⁴ The Head Start Reauthorization Act of 2007 requires that by 2011 all lead teachers must have at least an AA; by 2013, 50 percent must have at least a BA. If teachers are employed by a school district, ECE certification is required. Federal Head Start requires that by 2013 all assistant teachers have a CDA or be enrolled in a program to receive a CDA, AA, or BA within two years.

⁵ Support services include parent conferences or home visits, and comprehensive services, as required by federal Head Start Performance Standards, including parent education or job training, parenting support or training, parent involvement activities, health services for parents and children, information about nutrition, referral to social services, and transition to kindergarten activities.

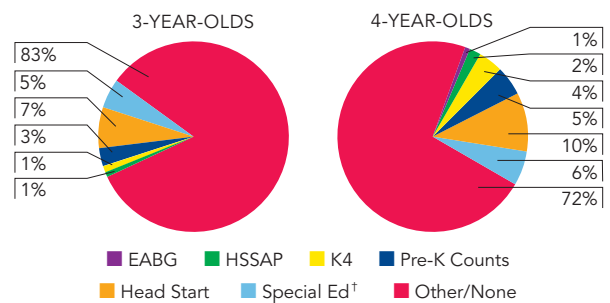
⁶ All spending through this initiative is directed toward Head Start programs.

PENNSYLVANIA KINDERGARTEN FOR FOUR-YEAR-OLDS AND SCHOOL BASED PRE-K

ACCESS

Total state program enrollment	6,631 ¹
School districts that offer state program	18%
Income requirement	None
Hours of operation	2.5 or 5 hours/day, 5 days/week
Operating schedule	Academic year
Special education enrollment, ages 3 and 4	21,737
Federally funded Head Start enrollment, ages 3 and 4	25,242
State-funded Head Start enrollment, ages 3 and 4.....	5,065 ²

STATE PRE-K AND HEAD START ENROLLMENT AS PERCENTAGE OF TOTAL POPULATION



† This is an estimate of children in special education who are not enrolled in state-funded pre-K or Head Start.

QUALITY STANDARDS CHECKLIST

POLICY	STATE PRE-K REQUIREMENT	BENCHMARK	DOES REQUIREMENT MEET BENCHMARK?
Early learning standards	Comprehensive	Comprehensive	<input checked="" type="checkbox"/>
Teacher degree	BA	BA	<input checked="" type="checkbox"/>
Teacher specialized training	ECE or EE certification (K4); ECE certification (SBPK)	Specializing in pre-K	<input type="checkbox"/>
Assistant teacher degree	Meets NCLB requirements (SBPK); No minimum degree required (K4) ³	CDA or equivalent	<input type="checkbox"/>
Teacher in-service	None ⁴	At least 15 hours/year	<input type="checkbox"/>
Maximum class size		20 or lower	<input type="checkbox"/>
3-year-olds	No limit (K4); 20 (SBPK)		
4-year-olds	No limit (K4); 20 (SBPK) ⁵		
Staff-child ratio		1:10 or better	<input type="checkbox"/>
3-year-olds.....	No limit (K4); 1:10 (SBPK)		
4-year-olds.....	No limit (K4); 1:10 (SBPK) ⁵		
Screening/referral and support services	Immunizations	Vision, hearing, health; and at least 1 support service	<input type="checkbox"/>
Meals	None	At least 1/day	<input type="checkbox"/>
Monitoring	None	Site visits	<input type="checkbox"/>

TOTAL BENCHMARKS MET

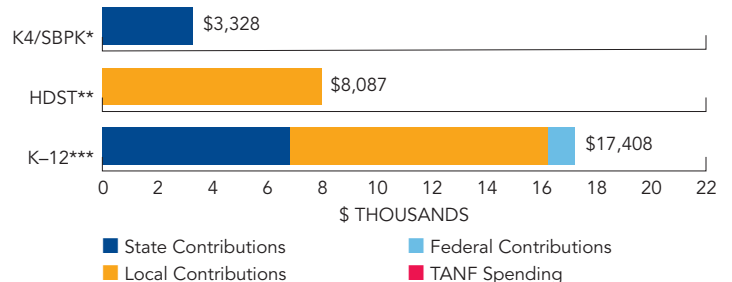
2

RESOURCES

Total state pre-K spending	\$22,065,959
Local match required?	No
State Head Start spending	\$37,278,000
State spending per child enrolled	\$3,328
All reported spending per child enrolled*.....	\$3,328

* Pre-K programs may receive additional funds from federal or local sources that are not included in this figure.
 ** Head Start per-child spending for the 2012-2013 year includes funding only for 3- and 4-year-olds served. Past years figured have unintentionally included funds for Early Head Start.
 *** K-12 expenditures include capital spending as well as current operating expenditures. Data are for the '12-'13 school year, unless otherwise noted.

SPENDING PER CHILD ENROLLED



¹ The state could not break K4 & SBPK enrollment into a specific number of 3- or 4-year-olds. As a result, age breakdowns used in the Access pie chart were estimated, using the proportions of enrollees who were ages 3 or 4 in state programs that served 3-year-olds and provided age breakdowns for 2011-2012.
² All state-funded Head Start enrollment is through HSSAP, but the state could not break HSSAP into a specific number of 3- or 4-year-olds. As a result, age breakdowns used in the Access pie chart were estimated, using proportions of federal Head Start enrollees in Pennsylvania in each age category 2011-2012.
³ Beginning in the 2009-2010 school year, all assistant teachers in SBPK are required to meet NCLB requirements. This requires completing at least two years of postsecondary study/60 college credits, possessing an AA or higher, or passing a rigorous state or local assessment of knowledge of and ability to assist in instruction.

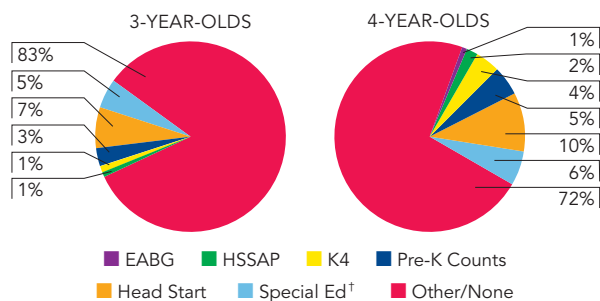
⁴ The program has traditionally required 180 clock hours of professional development every five years. However, a two-year moratorium on this PD requirement was issued beginning 2011.
⁵ The K4 program follows kindergarten requirements, which do not limit class size or staff-child ratio. However, most programs have 20 children and a 1:10 staff-child ratio. School Based Pre-K follows the PA School Board regulations, which require a maximum class size of 20 and a staff-to-child ratio of 1:10.

PENNSYLVANIA PRE-K COUNTS

ACCESS

Total state program enrollment	11,391 ¹
School districts that offer state program	81%
Income requirement	300% FPL ²
Hours of operation	2.5 or 5 instructional hours/day, 5 days/week
Operating schedule	Determined locally
Special education enrollment, ages 3 and 4	21,737
Federally funded Head Start enrollment, ages 3 and 4	25,242
State-funded Head Start enrollment, ages 3 and 4	0

STATE PRE-K AND HEAD START ENROLLMENT AS PERCENTAGE OF TOTAL POPULATION



† This is an estimate of children in special education who are not enrolled in state-funded pre-K or Head Start.

QUALITY STANDARDS CHECKLIST

POLICY	STATE PRE-K REQUIREMENT	BENCHMARK	DOES REQUIREMENT MEET BENCHMARK?
Early learning standards	Comprehensive	Comprehensive	<input checked="" type="checkbox"/>
Teacher degree	BA ⁵	BA	<input checked="" type="checkbox"/>
Teacher specialized training.....	Certification in N-3, P-4 ⁵	Specializing in pre-K	<input checked="" type="checkbox"/>
Assistant teacher degree	Meets NCLB requirements ⁶	CDA or equivalent	<input type="checkbox"/>
Teacher in-service	180 clock hours/5 years	At least 15 hours/year	<input checked="" type="checkbox"/>
Maximum class size.....		20 or lower	<input checked="" type="checkbox"/>
3-year-olds.....	20		
4-year-olds.....	20		
Staff-child ratio		1:10 or better	<input checked="" type="checkbox"/>
3-year-olds	1:10		
4-year-olds	1:10		
Screening/referral	None ⁷	Vision, hearing, health; and at least 1 support service	<input type="checkbox"/>
Meals	Depends on length of program day ⁸	At least 1/day	<input type="checkbox"/>
Monitoring	Site visits and other monitoring	Site visits	<input checked="" type="checkbox"/>

TOTAL BENCHMARKS MET

7

RESOURCES

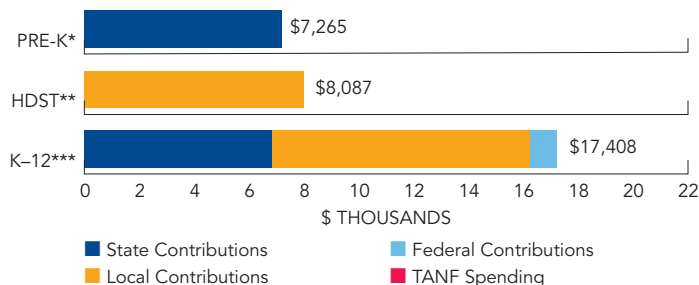
Total state pre-K spending	\$82,753,070
Local match required?	No
State Head Start spending	\$37,278,000
State spending per child enrolled	\$7,265
All reported spending per child enrolled*.....	\$7,265

* Pre-K programs may receive additional funds from federal or local sources that are not included in this figure.

** Head Start per-child spending for the 2012-2013 year includes funding only for 3- and 4-year-olds served. Past years figured have unintentionally included funds for Early Head Start.

*** K-12 expenditures include capital spending as well as current operating expenditures. Data are for the '12-'13 school year, unless otherwise noted.

SPENDING PER CHILD ENROLLED



¹ The state could not break HSSAP into a specific number of 3- or 4-year-olds. As a result, age breakdowns used in the Access pie chart were estimated, using the proportions of enrollees who were ages 3 or 4 in state programs that served 3-year-olds and provided age breakdowns for 2011-2012.

² Income is only one of the possible risk factors used to determine eligibility. Other risk factors are determined locally and could include low parental education level or other economic, language, and/or cultural disadvantages that put children at risk for school failure.

³ Programs must operate at least 180 days per year, though days can be "stretched" across the full calendar year rather than used in the traditional 9 month school calendar. This is a local decision.

⁴ All state-funded Head Start enrollment is through HSSAP, but the state could not break HSSAP into a specific number of 3- or 4-year-olds. As a result, age breakdowns used in the Access pie chart were estimated, using proportions of federal Head Start enrollees in Pennsylvania in each age category 2011-2012.

⁵ By December 2011, lead teachers in all settings had to have a BA and ECE certification. The N-3 certification will no longer be issued, though teachers who currently have it will still be able to work in the program.

⁶ Beginning with the 2009-2010 school year, all assistant teachers are required to meet NCLB requirements. This requires completing at least two years of postsecondary education, possessing an AA or higher, or passing a rigorous state or local assessment of knowledge of and ability to assist in instruction.

⁷ Health screenings and referrals are determined locally. Support services required of all programs include parent involvement activities, referral for social services, and transition to kindergarten activities.

⁸ Half-day programs are required to provide a snack. Full-day programs are required to provide a snack and one meal.