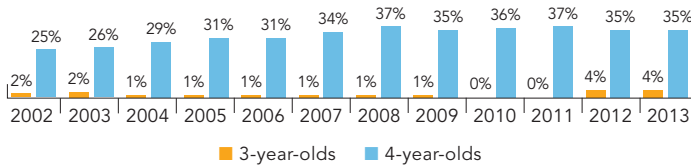
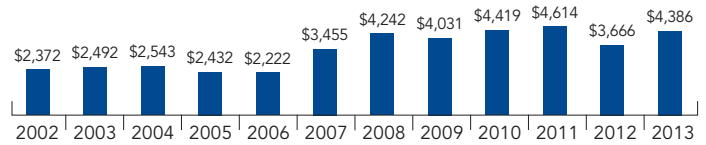


Maryland

PERCENT OF STATE POPULATION ENROLLED



STATE SPENDING PER CHILD ENROLLED (2013 DOLLARS)



Maryland started offering preschool for at-risk 4-year-olds in 1980, through the Extended Elementary Education Program (EEEP), a pilot preschool program in Baltimore City and Prince George’s County. The program eventually expanded throughout the state and served 25 percent of 4-year-olds by 2002. Local boards of education were required to increase prekindergarten enrollment in public schools to all economically underprivileged 4-year-olds by the 2007-2008 school year, as part of school finance reform legislation in 2002. State funding to school districts increased significantly each year until 2011- 2012, when state funds were reduced by approximately 9 percent. Revised prekindergarten regulations were implemented to help districts meet the kindergarten readiness needs of low-income, special education, and English Language Learner (ELL) students who comprise the greatest percentage of the nearly 30,000 students registered in public prekindergarten during the 2012-2013 school year.

Prekindergarten funding was also restructured following passage of the 2002 school finance reform law. Previously, school districts had received dedicated state funds for EEEP to supplement general education funds in local school systems. In 2007-2008, pre-K programs were funded with local education dollars and state aid under the terms of the Bridge to Excellence in Public Schools Act. Maryland includes costs for prekindergarten in the cost estimates of K-12 education state aid, which requires local school districts to offer access to pre-K for “four-year-olds from disadvantaged families.”

In 2007, the Maryland Task Force on Universal Preschool Education recommended expanding preschool access to include all 4-year-olds, as well as a number of 3-year-olds, regardless of family earnings. The state is moving toward implementing some of the report’s recommendations, by permitting enrollment for 3-year-old children who are at risk of school failure, are economically disadvantaged, or are homeless or in foster care. Budgetary constraints continue to hinder expansion plans for achieving a voluntary, universal program by 2014.

In addition to public prekindergarten, Maryland has 25 early learning centers of distinction, known as Judy Centers. These are located in Title 1 school districts and work collaboratively with selected elementary schools to offer comprehensive year-round services for children from birth to age 6. Judy Center Partnerships provided enhanced, continuous learning opportunities to 11,992 young children and their families, including 3,173 children under 3 years of age during the 2012-2013 school year.

Maryland also provides supplemental funds to the federal Head Start program in order to expand enrollment and support extended-day and summer services. In the 2012-2013 school year, the state provided \$1.8 million to support extended-day/week services for 2,786 Head Start attendees.

Maryland was one of nine states financed in the initial round of the federal Race to the Top-Early Learning Challenge in 2012, and received additional federal funding in 2013 to coordinate a consortium to develop and implement a statewide kindergarten entrance assessment.

ACCESS RANKINGS	
4-YEAR-OLDS	3-YEAR-OLDS
12	16

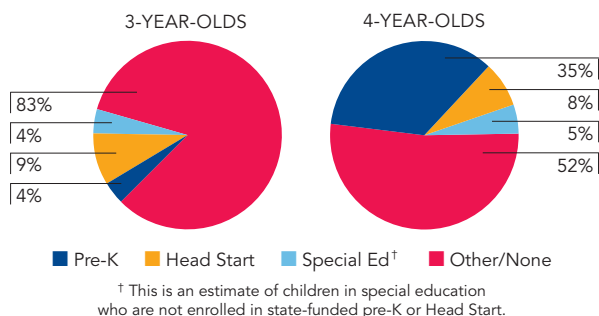
RESOURCES RANKINGS	
STATE SPENDING	ALL REPORTED SPENDING
19	24

MARYLAND PREKINDERGARTEN PROGRAM

ACCESS

Total state program enrollment	29,407 ¹
School districts that offer state program	100%
Income requirement	185% FPL
Hours of operation	2.5 or 6.5 hours/day, 5 days/week
Operating schedule	Academic year
Special education enrollment, ages 3 and 4	7,826
Federally funded Head Start enrollment, ages 3 and 4	9,168
State-funded Head Start enrollment, ages 3 and 4.....	2,786 ²

STATE PRE-K AND HEAD START ENROLLMENT AS PERCENTAGE OF TOTAL POPULATION



QUALITY STANDARDS CHECKLIST

POLICY	STATE PRE-K REQUIREMENT	BENCHMARK	DOES REQUIREMENT MEET BENCHMARK?
Early learning standards	Comprehensive	Comprehensive	<input checked="" type="checkbox"/>
Teacher degree	BA	BA	<input checked="" type="checkbox"/>
Teacher specialized training	EC Endorsement, with or without SpEd, Pre-K-K (public); AA in ECE or CDA (nonpublic)	Specializing in pre-K	<input checked="" type="checkbox"/>
Assistant teacher degree.....	HSD ³	CDA or equivalent	<input type="checkbox"/>
Teacher in-service	6 credit hours/5 years	At least 15 hours/year	<input checked="" type="checkbox"/>
Maximum class size.....	20 or lower	20 or lower	<input type="checkbox"/>
3-year-olds	Average of 20 ⁴		
4-year-olds	Average of 20 ⁴		
Staff-child ratio	1:10 or better	1:10 or better	<input checked="" type="checkbox"/>
3-year-olds	1:10 ⁴		
4-year-olds	1:10 ⁴		
Screening/referral	Vision, hearing, health; and support services ⁵	Vision, hearing, health; and at least 1 support service	<input checked="" type="checkbox"/>
Meals	Depends on length of program day ⁶	At least 1/day	<input checked="" type="checkbox"/>
Monitoring	Site visits and other monitoring	Site visits	<input checked="" type="checkbox"/>

TOTAL BENCHMARKS MET

8

RESOURCES

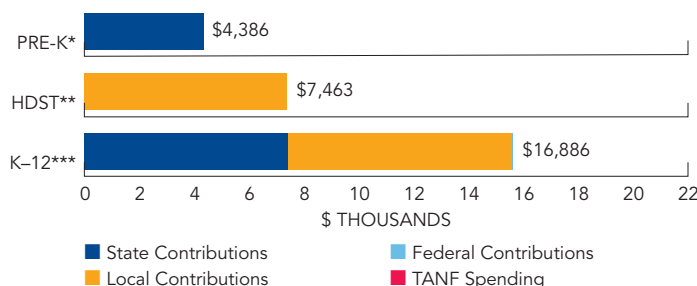
Total state pre-K spending	\$128,922,934
Local match required?	No ⁷
State Head Start spending	\$1,800,000 ²
State spending per child enrolled	\$4,386
All reported spending per child enrolled*.....	\$4,386

* Pre-K programs may receive additional funds from federal or local sources that are not included in this figure.

** Head Start per-child spending for the 2012-2013 year includes funding only for 3- and 4-year-olds served. Past years figured have unintentionally included funds for Early Head Start.

*** K-12 expenditures include capital spending as well as current operating expenditures. Data are for the '12-'13 school year, unless otherwise noted.

SPENDING PER CHILD ENROLLED



¹ Additional children under age 3 enrolled in Judy Centers, and 5-year-olds eligible for kindergarten, are not reflected in total enrollment figures. Judy Center Partnerships enrollment for 2012-2013 was 11,992, including pre-K.

² The state provided extended-day/year services to 2,786 children ages 3 to 5 enrolled in Head Start.

³ Paraprofessionals in Title I schools must also have completed two years of college, hold an AA degree, or have a qualifying score of 455 on the ParaPro assessment.

⁴ State policy stipulates an average of 20 students per classroom. Exceptions may occur where individual classrooms exceed this ratio, provided an overall program average of 20 is maintained. By policy, 3-year-olds are not eligible for state pre-K, but state child care regulations require a maximum class size of 20 and a staff to child ratio of 1:10 for 3- and 4-year-olds.

⁵ Developmental and dental screenings are locally determined. Vision and health screening and referral are the responsibility of the school health services program, in conjunction with the Health Department under Title I, which applies to all children enrolled. Support services include parenting support or training, parent involvement activities (as specified by NCLB), health services for children, transition to kindergarten activities, and parent conferences or home visits.

⁶ Children in full-day programs are offered breakfast and lunch. In half-day programs, children are offered either breakfast or lunch.

⁷ The mandate to provide services also requires local spending as necessary to serve all eligible children.