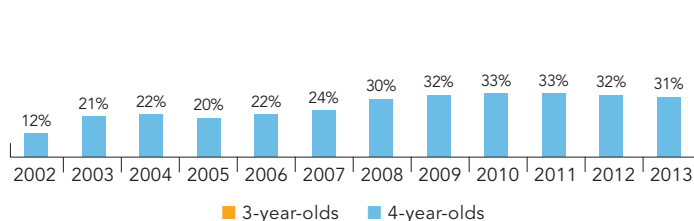
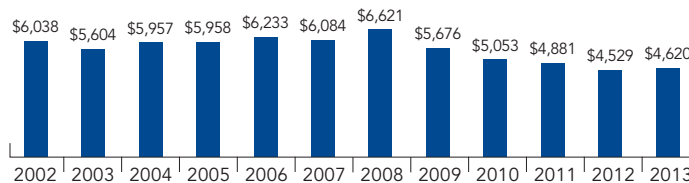


# Louisiana

PERCENT OF STATE POPULATION ENROLLED



STATE SPENDING PER CHILD ENROLLED (2013 DOLLARS)



Louisiana operated three state-funded preschool programs during the 2012-2013 school year. Louisiana began providing preschool education services in 1988 through the Model Early Childhood Program. When matching annual appropriations for this program ended in 1993, some local school districts began using the 8(g) Student Enhancement Block Grant Program to offer preschool programs to at-risk 4-year-olds. During the 2012-2013 school year, 68 of 70 districts were using these Block Grants to provide prekindergarten programs to 2,643 children, a reduction in enrollment of more than 17 percent from the previous year. Children are qualified for the program if they are at risk of being “insufficiently ready for the regular school program,” with priority given to children from low-income families. Funding for LA8(g) was increased to partially restore cuts made during the 2010-2011 school year.

The Cecil J. Picard LA4 Early Childhood Program (formerly LA4 and Starting Points), established in 2001, is Louisiana’s largest pre-K program. Enrolling 16,028 4-year-olds in the 2012-2013 school year, an increase of 6 percent from 2011-2012, this state-funded program is offered in most parishes in Louisiana as well as in several charter schools and one tribal school. Six hours of regular instruction per day are offered, in addition to 4 hours of before- and after-school care. Four-year-olds are eligible to attend at no cost, provided they meet free or reduced-price lunch criteria. An additional 2,653 children participated in 2012-2013 using local funds, other state/federal funding sources, or tuition. State funding for the program was increased by \$7.4 million from the previous year, partially offsetting a decrease in federal funds channeled into the program.

The Non-Public Schools Early Childhood Development Program (NSECD) was also established in 2001, to provide tuition reimbursement to families with incomes below 200 percent of the federal poverty level who enroll their 4-year-olds in qualifying preschools. Serving 1,200 4-year-olds in 2012-2013, with a budget that was reduced by 2 percent from the 2011-2012 school year, NSECD programs operate in all parishes throughout the state. Programs must be state-approved, privately run preschools offering a minimum of 6 hours of regular instruction per day and up to 4 hours of before- and after-school care.

The Cecil J. Picard Center for Child Development and Learning at the University of Louisiana-Lafayette continued an ongoing assessment of process quality and program impact/child outcomes for Louisiana’s three pre-K programs in 2012-2013.

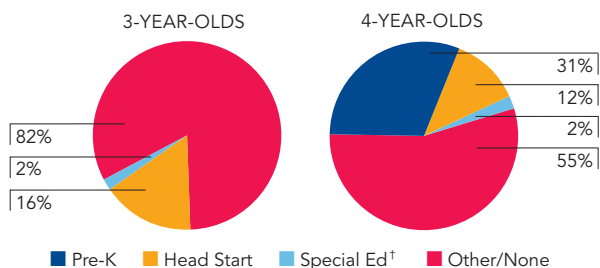
The Louisiana Legislature passed Act 3 during the 2012 session, to require the formation of an early childhood system uniting multiple early education initiatives under the direction of the Department of Education, and in collaboration with other state agencies. This system will feature aligned program standards, birth-through-five early learning and development standards, a quality rating and improvement accountability system required for all programs receiving state and/or federal funds, a unified professional development system, and a cross-agency integrated data system.

To document the contributions Louisiana makes to prekindergarten, we first present summary information reflecting the state’s overall performance through enrollment and state spending for all three programs. We then present additional details about the 8(g), the Cecil J. Picard LA4, and the NSECD programs.

## STATE OVERVIEW

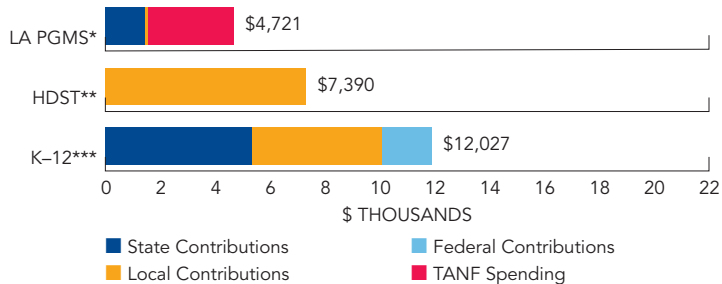
Total state program enrollment .....	19,871
Total state spending .....	\$91,803,989
State spending per child enrolled .....	\$4,620
All reported spending per child enrolled* .....	\$4,721

### STATE PRE-K AND HEAD START ENROLLMENT AS PERCENTAGE OF TOTAL POPULATION



† This is an estimate of children in special education who are not enrolled in state-funded pre-K or Head Start.

### SPENDING PER CHILD ENROLLED



\* Pre-K programs may receive additional funds from federal or local sources that are not included in this figure.

\*\* Head Start per-child spending for the 2012-2013 year includes funding only for 3- and 4-year-olds served. Past years figured have unintentionally included funds for Early Head Start.

\*\*\* K-12 expenditures include capital spending as well as current operating expenditures. Data are for the '12-'13 school year, unless otherwise noted.

#### ACCESS RANKINGS

4-YEAR-OLDS

3-YEAR-OLDS

15

None Served

#### RESOURCES RANKINGS

STATE SPENDING

ALL REPORTED SPENDING

15

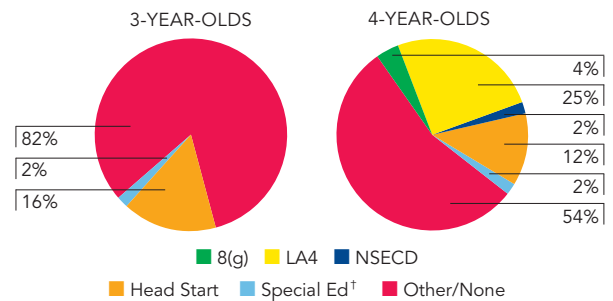
22

# LOUISIANA 8(g) STUDENT ENHANCEMENT BLOCK GRANT PROGRAM

## ACCESS

Total state program enrollment .....	2,643
School districts that offer state program .....	97% (parishes)
Income requirement .....	None <sup>1</sup>
Hours of operation .....	6 hours/day, determined locally <sup>2</sup>
Operating schedule .....	Academic year
Special education enrollment, ages 3 and 4 .....	5,865
Federally funded Head Start enrollment, ages 3 and 4 .....	18,179
State-funded Head Start enrollment, ages 3 and 4 .....	0

STATE PRE-K AND HEAD START ENROLLMENT AS PERCENTAGE OF TOTAL POPULATION



† This is an estimate of children in special education who are not enrolled in state-funded pre-K or Head Start.

## QUALITY STANDARDS CHECKLIST

POLICY	STATE PRE-K REQUIREMENT	BENCHMARK	DOES REQUIREMENT MEET BENCHMARK?	TOTAL BENCHMARKS MET <b>7</b>
Early learning standards .....	Comprehensive	Comprehensive	<input checked="" type="checkbox"/>	
Teacher degree .....	BA	BA	<input checked="" type="checkbox"/>	
Teacher specialized training .....	Certification in Nursery, K, P-3, Early Intervention, Non-categorical Preschool Handicapped <sup>3</sup>	Specializing in pre-K	<input checked="" type="checkbox"/>	
Assistant teacher degree .....	HSD <sup>4</sup>	CDA or equivalent	<input type="checkbox"/>	
Teacher in-service .....	150 clock hours/5 years	At least 15 hours/year	<input checked="" type="checkbox"/>	
Maximum class size .....		20 or lower	<input checked="" type="checkbox"/>	
3-year-olds .....	NA			
4-year-olds .....	20			
Staff-child ratio .....		1:10 or better	<input checked="" type="checkbox"/>	
3-year-olds .....	NA			
4-year-olds .....	1:10			
Screening/referral and support services .....	Health, developmental; and support services <sup>5</sup>	Vision, hearing, health; and at least 1 support service	<input type="checkbox"/>	
Meals .....	Breakfast, lunch, and snack	At least 1/day	<input checked="" type="checkbox"/>	
Monitoring .....	Other monitoring	Site visits	<input type="checkbox"/>	

## RESOURCES

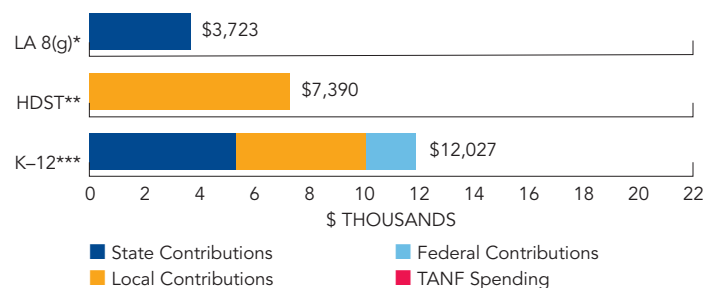
Total state pre-K spending .....	\$9,839,250
Local match required? .....	No
State spending per child enrolled .....	\$3,723
All reported spending per child enrolled* .....	\$3,723

\* Pre-K programs may receive additional funds from federal or local sources that are not included in this figure.

\*\* Head Start per-child spending for the 2012-2013 year includes funding only for 3- and 4-year-olds served. Past years figured have unintentionally included funds for Early Head Start.

\*\*\* K-12 expenditures include capital spending as well as current operating expenditures. Data are for the '12-'13 school year, unless otherwise noted.

SPENDING PER CHILD ENROLLED



<sup>1</sup> The state does not set specific income eligibility criteria but stipulates that priority be given to children from low-income families.

<sup>2</sup> Most districts operate 5 days per week. Some operate on a 4-day-per-week schedule.

<sup>3</sup> Teachers holding a Kindergarten or Elementary license may be required to take additional coursework or demonstrate knowledge/competence to add an early childhood endorsement to their original license, permitting them to teach in pre-K without the parish/district/charter requesting a temporary out-of-field teaching authorization.

<sup>4</sup> Teacher assistants must also have extended experiences assuming responsibility and care of children younger than age 5 and meet other district requirements.

<sup>5</sup> Developmental screening is conducted to determine which children are potentially eligible and to plan an appropriate program. Vision, hearing, and general physical health screenings are determined at the local level.

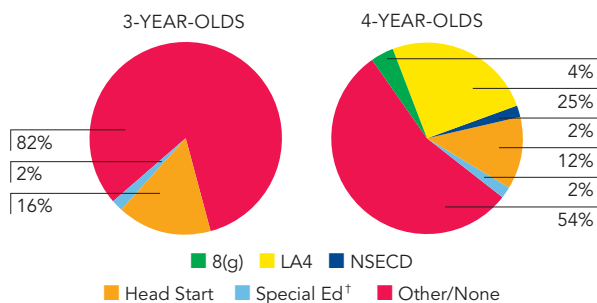
<sup>6</sup> Support services include education or support services for parents, parenting support or training, parent involvement activities, health services for children, referral to social services, and transition to kindergarten activities. GED and literacy training for parents, and housing/utility assistance referrals.

# CECIL J. PICARD LA4 EARLY CHILDHOOD PROGRAM

## ACCESS

Total state program enrollment .....	16,028 <sup>1</sup>
School districts that offer state program .....	89% (parishes) <sup>2</sup>
Income requirement .....	185% FPL <sup>3</sup>
Hours of operation .....	6 hours/day, 5 days/week <sup>4</sup>
Operating schedule .....	Academic year
Special education enrollment, ages 3 and 4 .....	5,865
Federally funded Head Start enrollment, ages 3 and 4 .....	18,179
State-funded Head Start enrollment, ages 3 and 4 .....	0

STATE PRE-K AND HEAD START ENROLLMENT AS PERCENTAGE OF TOTAL POPULATION



† This is an estimate of children in special education who are not enrolled in state-funded pre-K or Head Start.

## QUALITY STANDARDS CHECKLIST

POLICY	STATE PRE-K REQUIREMENT	BENCHMARK	DOES REQUIREMENT MEET BENCHMARK?
Early learning standards .....	Comprehensive	Comprehensive	<input checked="" type="checkbox"/>
Teacher degree .....	BA	BA	<input checked="" type="checkbox"/>
Teacher specialized training .....	Certification in Nursery, K, P-3, Early Intervention, or Non-categorical Preschool Handicapped <sup>5</sup>	Specializing in pre-K	<input checked="" type="checkbox"/>
Assistant teacher degree .....	HSD	CDA or equivalent	<input type="checkbox"/>
Teacher in-service .....	18 clock hours/year	At least 15 hours/year	<input checked="" type="checkbox"/>
Maximum class size .....		20 or lower	<input checked="" type="checkbox"/>
3-year-olds .....	NA		
4-year-olds .....	20		
Staff-child ratio .....		1:10 or better	<input checked="" type="checkbox"/>
3-year-olds .....	NA		
4-year-olds .....	1:10		
Screening/referral and support services .....	Vision, hearing, health; and support services <sup>6</sup>	Vision, hearing, health; and at least 1 support service	<input checked="" type="checkbox"/>
Meals .....	Lunch and snack	At least 1/day	<input checked="" type="checkbox"/>
Monitoring .....	Other monitoring	Site visits	<input type="checkbox"/>

**TOTAL BENCHMARKS MET**

## RESOURCES

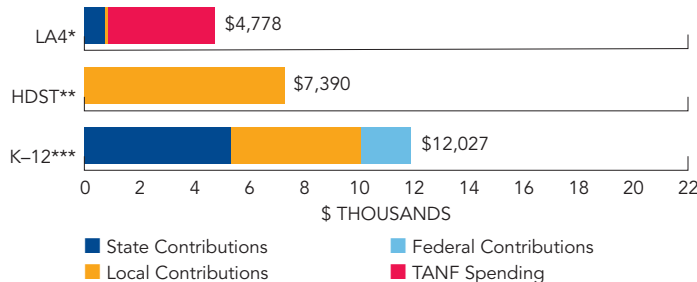
Total state pre-K spending .....	\$74,577,807 <sup>7</sup>
Local match required? .....	No
State spending per child enrolled .....	\$4,653 <sup>7</sup>
All reported spending per child enrolled* .....	\$4,778

\* Pre-K programs may receive additional funds from federal or local sources that are not included in this figure.

\*\* Head Start per-child spending for the 2012-2013 year includes funding only for 3- and 4-year-olds served. Past years figured have unintentionally included funds for Early Head Start.

\*\*\* K-12 expenditures include capital spending as well as current operating expenditures. Data are for the '12-'13 school year, unless otherwise noted.

SPENDING PER CHILD ENROLLED



<sup>1</sup> The total enrollment figure does not include 644 tuition-paying students and an additional 2,653 students funded from other sources.

<sup>2</sup> In addition to program availability in 63 of 71 school districts, 52 charter schools and one tribal school participate in the LA4 program.

<sup>3</sup> There is no state-specified income requirement for eligibility as all age-eligible children may participate. Children who qualify for free or reduced-price lunch attend free of charge. Others may pay tuition, or school districts cover costs.

<sup>4</sup> Schools may also offer 4 hours of before- and after-school enrichment programs. A total of 823 children attended these extended-day programs in the 2012-2013 school year.

<sup>5</sup> Teachers holding a Kindergarten license may be required to take additional coursework or demonstrate knowledge/competence to add an early childhood endorsement to their original license, permitting them to teach in pre-K without the parish/district/charter requesting a temporary out-of-field teaching authorization. Teachers may also qualify with an Elementary certification while working toward an approved early childhood certification for a maximum of 3 years.

<sup>6</sup> Developmental and other health screening and referral are determined locally. Support services include parent conferences or home visits, education services or job training for parents, parenting support or training, parent involvement activities, health services for children and parents, information about nutrition, referral to social services, and transition to kindergarten activities.

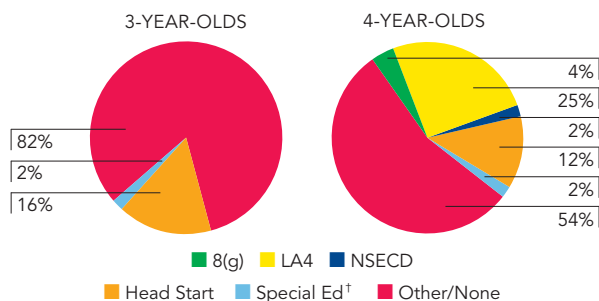
<sup>7</sup> This spending allocation also includes funds for the before- and after-school enrichment program. This amount \$29,550,000 in TANF discretionary funds as well as \$33,100,000 in Community Development Block Grant funds for districts that experienced some type of natural disaster in their parishes during the previous year.

# LOUISIANA NON-PUBLIC SCHOOLS EARLY CHILDHOOD DEVELOPMENT PROGRAM (NSECD)

## ACCESS

Total state program enrollment .....	1,200
School districts that offer state program .....	100% (parishes)
Income requirement .....	200% FPL
Hours of operation .....	10 hours/day, 5 days/week <sup>1</sup>
Operating schedule .....	Academic year
Special education enrollment, ages 3 and 4 .....	5,865
Federally funded Head Start enrollment, ages 3 and 4 .....	18,179
State-funded Head Start enrollment, ages 3 and 4 .....	0

STATE PRE-K AND HEAD START ENROLLMENT AS PERCENTAGE OF TOTAL POPULATION



† This is an estimate of children in special education who are not enrolled in state-funded pre-K or Head Start.

## QUALITY STANDARDS CHECKLIST

POLICY	STATE PRE-K REQUIREMENT	BENCHMARK	DOES REQUIREMENT MEET BENCHMARK?
Early learning standards .....	Comprehensive	Comprehensive	<input checked="" type="checkbox"/>
Teacher degree .....	BA	BA	<input checked="" type="checkbox"/>
Teacher specialized training .....	Certification in Nursery, K, P-3, Early Intervention, or Non-categorical Preschool Handicapped <sup>2</sup>	Specializing in pre-K	<input checked="" type="checkbox"/>
Assistant teacher degree .....	CDA <sup>3</sup>	CDA or equivalent	<input checked="" type="checkbox"/>
Teacher in-service .....	18 clock hours/year <sup>4</sup>	At least 15 hours/year	<input checked="" type="checkbox"/>
Maximum class size .....		20 or lower	<input checked="" type="checkbox"/>
3-year-olds .....	NA		
4-year-olds .....	20		
Staff-child ratio .....		1:10 or better	<input checked="" type="checkbox"/>
3-year-olds .....	NA		
4-year-olds .....	1:10		
Screening/referral and support services .....	Vision, hearing, health, developmental; and support services <sup>5</sup>	Vision, hearing, health; and at least 1 support service	<input checked="" type="checkbox"/>
Meals .....	Breakfast, lunch, and snack	At least 1/day	<input checked="" type="checkbox"/>
Monitoring .....	Site visits and other monitoring	Site visits	<input checked="" type="checkbox"/>

**TOTAL BENCHMARKS MET**

**10**

## RESOURCES

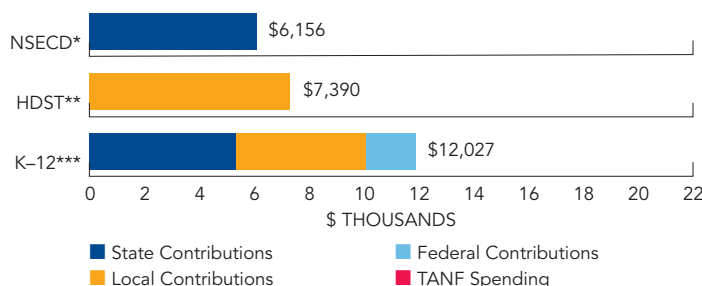
Total state pre-K spending .....	\$7,386,932
Local match required? .....	No
State spending per child enrolled .....	\$6,156
All reported spending per child enrolled* .....	\$6,156

\* Pre-K programs may receive additional funds from federal or local sources that are not included in this figure.

\*\* Head Start per-child spending for the 2012-2013 year includes funding only for 3- and 4-year-olds served. Past years figured have unintentionally included funds for Early Head Start.

\*\*\* K-12 expenditures include capital spending as well as current operating expenditures. Data are for the '12-'13 school year, unless otherwise noted.

SPENDING PER CHILD ENROLLED



<sup>1</sup> The 10-hour day includes 6 hours of instruction and 4 hours of enrichment activities.

<sup>2</sup> Incumbent or new NSECD teachers must be certified in early childhood or working toward certification; those not already certified must have passed the Praxis I and taken all prerequisites to enroll in a Pre-K-3 or Early Interventionist alternate certification program. They must continually be enrolled and complete certification within three years of their hire date. Teachers who begin with a Kindergarten or Elementary Education certificate must become an Early Childhood certified teacher by either taking the Praxis II or completing 12 hours of coursework within 3 years of their hire date.

<sup>3</sup> Since the 2007-2008 school year, only assistant teachers with at least a CDA or AA in early childhood education or family studies are hired. Incumbent assistant teachers must be enrolled in a CDA or early childhood AA program and maintain enrollment until completing the program within three years.

<sup>4</sup> NSECD administrators, teachers, and teacher assistants are required to complete the NSECD Foundation/Curriculum Development training and attend a three-day regional training during the school year, in addition to completing 18 clock hours of professional development.

<sup>5</sup> Support services include parenting support or training, parent involvement activities, health services for children, referral to social services, and transition to kindergarten activities. Other support services are determined locally, as are developmental and dental screening and referrals.