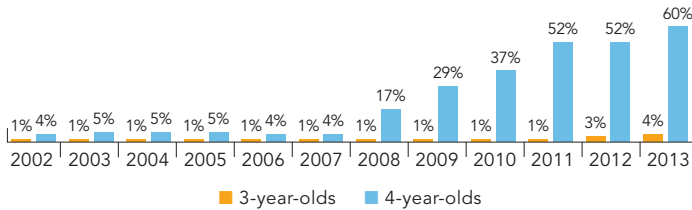
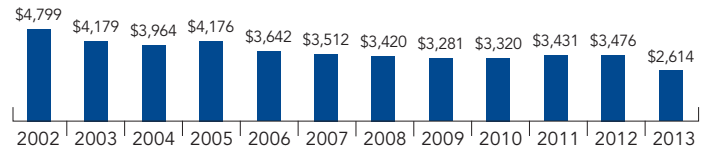


Iowa

PERCENT OF STATE POPULATION ENROLLED



STATE SPENDING PER CHILD ENROLLED (2013 DOLLARS)



Iowa finances two state pre-K programs, the Statewide Voluntary Preschool Program (SVPP) and Shared Visions (SV). Shared Visions, launched in 1989, provides services to 3- to 5-year-olds in school-, part-, or extended-day programs. Competitive grants are available to Head Start programs, public schools, private agencies, and faith-based centers (without funding religious content), and subcontracting is permitted to each of the groups. Eighty percent of children in the program must qualify for free lunch (130 percent FPL), at minimum, and up to 20 percent of students in each classroom may qualify for the program based on other risk factors, such as homelessness, having a teen parent, having a parent with a substance abuse problem, low birth weight, or developmental delay. Children from higher income families may participate, if paying fees based on a sliding payment scale.

Legislation in 2011 gave grantees more flexibility in using funds to provide services. Financial support had originally been categorical: a program accepted to serve 4-year-olds could use this backing only for this age group. Now programs are able to use that funding for children between the ages of 3 and 5.

Iowa had a 10 percent decrease in the 2009-2010 program year. While other funding has remained relatively steady, state funding remained constant in 2010-2011, but was reduced in 2011-2012.

Shared Visions was evaluated for both process excellence and program impact/child outcomes in a multi-year study ending in 2008.

Iowa began providing GOLD assessment training in the spring of 2011, and all grantees were required to implement Teaching Strategies GOLD online and report data on child progress three times per year beginning in 2011-2012. Additionally, all kindergarteners are assessed within the first six weeks of the school year, using a Department of Education approved assessment tool, and the results are reported to the state.

Kindergarteners are also required to be assessed during the school year with results reported to parents. The state Department of Education allocated a unique child identification number to each child in the SV program, beginning in 2011, to enhance data collection and analysis.

Iowa anticipates a funding increase of almost 18 percent for the SV program in 2013-2014.

SVPP was launched in 2007, to provide more pre-K slots to 4-year-olds. The program incorporated 90 percent of districts in the state, helping more than 20,000 4-year-olds by 2010-2011. Children can attend in any school district, or the district's community partner program, and programs operate at least 10 hours per week. Approximately 85 percent of districts were using GOLD as their pre-K assessment tool as of 2011-2012. A task force report recommended that all SVPP programs begin using the GOLD assessment tool by the 2013-2014 school year, and it has been required since July 1, 2013.

Three- and 5-year-olds may register in the program, supported by a combination of local dollars, tuition, or funding from additional sources. Public schools receive direct funding for SVPP, but can flow support through to Head Start agencies, and faith-based and private child care centers.

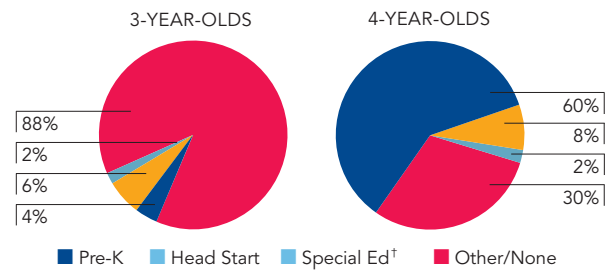
During 2011-2012, the pre-K portion of the school funding formula contributing to SVPP was reduced from 60 percent of the K-12 per student allowance to 50 percent.

Iowa's overall assistance and promise to state prekindergarten, including state expenses and enrollment for both Shared Visions and the Statewide Voluntary Preschool Program, are recognized in the first two pages of this state profile. The third page focuses exclusively on the Shared Visions program while the final page presents specific details about the Statewide Voluntary Preschool Program.

STATE OVERVIEW

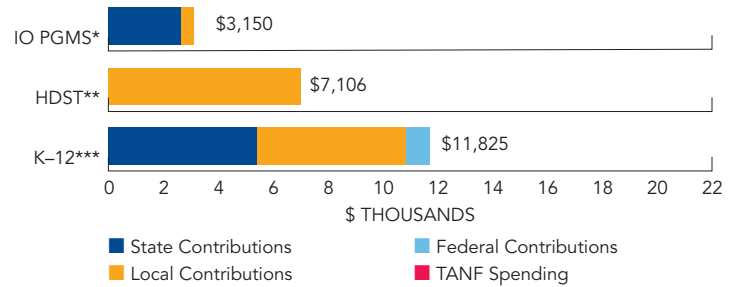
Total state program enrollment	\$26,643
Total state spending	\$71,234,408
State spending per child enrolled	\$2,674
All reported spending per child enrolled*	\$3,150

STATE PRE-K AND HEAD START ENROLLMENT AS PERCENTAGE OF TOTAL POPULATION



† This is an estimate of children in special education who are not enrolled in state-funded pre-K or Head Start.

SPENDING PER CHILD ENROLLED



* Pre-K programs may receive additional funds from federal or local sources that are not included in this figure.
 ** Head Start per-child spending for the 2012-2013 year includes funding only for 3- and 4-year-olds served. Past years figured have unintentionally included funds for Early Head Start.
 *** K-12 expenditures include capital spending as well as current operating expenditures. Data are for the '12-'13 school year, unless otherwise noted.

ACCESS RANKINGS

4-YEAR-OLDS	3-YEAR-OLDS
7	18

RESOURCES RANKINGS

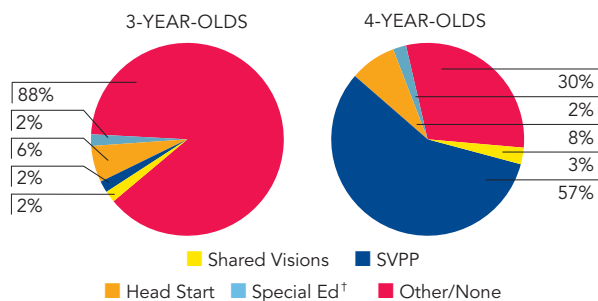
STATE SPENDING	ALL REPORTED SPENDING
32	35

IOWA SHARED VISIONS

ACCESS

Total state program enrollment	1,726
School districts that offer state program	9% ¹
Income requirement	130% FPL
Hours of operation	Determined locally ²
Operating schedule	Determined locally
Special education enrollment, ages 3 and 4	3,852
Federally funded Head Start enrollment, ages 3 and 4	5,944
State-funded Head Start enrollment, ages 3 and 4	0

STATE PRE-K AND HEAD START ENROLLMENT AS PERCENTAGE OF TOTAL POPULATION



[†] This is an estimate of children in special education who are not enrolled in state-funded pre-K or Head Start.

QUALITY STANDARDS CHECKLIST

POLICY	STATE PRE-K REQUIREMENT	BENCHMARK	DOES REQUIREMENT MEET BENCHMARK?
Early learning standards	Comprehensive	Comprehensive	<input checked="" type="checkbox"/>
Teacher degree	BA (public); CDA (nonpublic) ³	BA	<input type="checkbox"/>
Teacher specialized training	EC Endorsement with or without SpEd; Pre-K-K (public); AA in ECE or CD (nonpublic) ³	Specializing in pre-K	<input checked="" type="checkbox"/>
Assistant teacher degree	HSD	CDA or equivalent	<input type="checkbox"/>
Teacher in-service	6 credit hours/5 years ⁴	At least 15 hours/year	<input type="checkbox"/>
Maximum class size		20 or lower	<input checked="" type="checkbox"/>
3-year-olds	18 ⁵		
4-year-olds	20 ⁵		
Staff-child ratio		1:10 or better	<input checked="" type="checkbox"/>
3-year-olds	1:8		
4-year-olds	1:8		
Screening/referral and support services	Vision, hearing, health, psychological/behavioral, developmental; and other support services ⁶	Vision, hearing, health; and at least 1 support service	<input checked="" type="checkbox"/>
Meals	Lunch; Snack ⁷	At least 1/day	<input checked="" type="checkbox"/>
Monitoring	Other monitoring	Site visits	<input type="checkbox"/>

TOTAL BENCHMARKS MET
6

RESOURCES

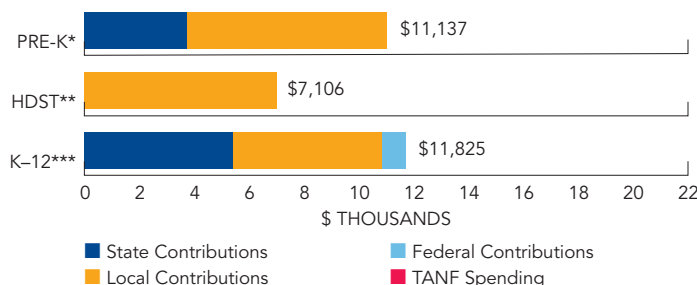
Total state pre-K spending	\$6,540,233
Local match required?	Yes, 20%
State spending per child enrolled	\$3,789
All reported spending per child enrolled*	\$11,137

* Pre-K programs may receive additional funds from federal or local sources that are not included in this figure.

** Head Start per-child spending for the 2012-2013 year includes funding only for 3- and 4-year-olds served. Past years figured have unintentionally included funds for Early Head Start.

*** K-12 expenditures include capital spending as well as current operating expenditures. Data are for the '12-'13 school year, unless otherwise noted.

SPENDING PER CHILD ENROLLED



¹ In addition, 33 classrooms are offered by 13 of Iowa's 18 Head Start grantees, and 17 are offered in child care centers.

² In the 2011-2012 school year, Shared Visions programs blended with SVPP and Head Start programs to increase hours to meet the needs of children and families. SVPP funds may be used to provide school- or extended-day programs if the program adds at least 10 hours of instruction by an early childhood endorsed teacher, and the program meets NAEYC standards.

³ Teachers in nonpublic settings follow NAEYC standards, which require a minimum of an AA in ECE or CD. A small percentage of teachers in nonpublic settings may have a CDA provided they are working toward meeting the minimum requirement of an AA.

⁴ Certified teachers employed in school district programs must renew their licenses every five years, including 6 credit hours of training. Head Start grantees must follow federal Head Start requirements of 15 hours of professional development per year. There is no specific requirement for the amount of in-service training for the remaining grantees, although the year-end report indicates all lead teachers have an average of 40 hours of staff development.

⁵ Mixed classrooms with 3- and 4-year-olds must not exceed the maximum group size of 18.

⁶ Additional support services include parent conferences and/or home visits, parenting support or training, parent involvement activities, health services for children, information about nutrition, referral to social services, and family nights.

⁷ Applicants for Shared Visions funding are required, through their grant applications, to address meals and meet the requirements of NAEYC accreditation. The specific meals offered depend on the hours of operation but are required by NAEYC criteria.

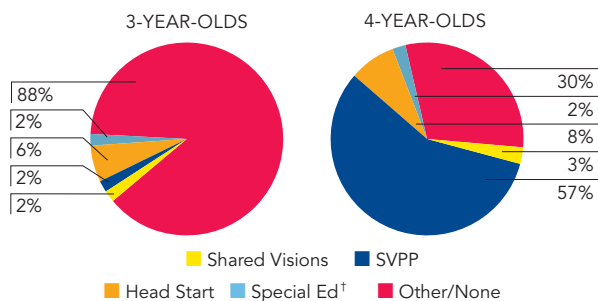
⁸ All Shared Visions programs receive a site visit by NAEYC once every five years as part of their NAEYC accreditation.

IOWA STATEWIDE VOLUNTARY PRESCHOOL PROGRAM

ACCESS

Total state program enrollment	24,917
School districts that offer state program	90%
Income requirement	None
Hours of operation	Part day 10 hours/week, Determined locally ¹
Operating schedule	Academic year
Special education enrollment, ages 3 and 4	3,852
Federally funded Head Start enrollment, ages 3 and 4	5,944
State-funded Head Start enrollment, ages 3 and 4	0

STATE PRE-K AND HEAD START ENROLLMENT AS PERCENTAGE OF TOTAL POPULATION



[†] This is an estimate of children in special education who are not enrolled in state-funded pre-K or Head Start.

QUALITY STANDARDS CHECKLIST

POLICY	STATE PRE-K REQUIREMENT	BENCHMARK	DOES REQUIREMENT MEET BENCHMARK?
Early learning standards	Comprehensive	Comprehensive	<input checked="" type="checkbox"/>
Teacher degree	BA	BA	<input checked="" type="checkbox"/>
Teacher specialized training	EC without SpEd; EC	Specializing in pre-K	<input checked="" type="checkbox"/>
Assistant teacher degree	CDA or Iowa Paraeducator certificate ²	CDA or equivalent	<input type="checkbox"/>
Teacher in-service	Determined locally ³	At least 15 hours/year	<input type="checkbox"/>
Maximum class size		20 or lower	<input checked="" type="checkbox"/>
3-year-olds	18		
4-year-olds	20		
Staff-child ratio		1:10 or better	<input checked="" type="checkbox"/>
3-year-olds	1:9		
4-year-olds	1:10		
Screening/referral	Vision, hearing, health, psychological/ behavioral, dental, developmental; and support services ⁴	Vision, hearing, health; and at least 1 support service	<input checked="" type="checkbox"/>
Meals	Snack ⁵	At least 1/day	<input type="checkbox"/>
Monitoring	Site visits and other monitoring ⁶	Site visits	<input checked="" type="checkbox"/>

TOTAL BENCHMARKS MET

7

RESOURCES

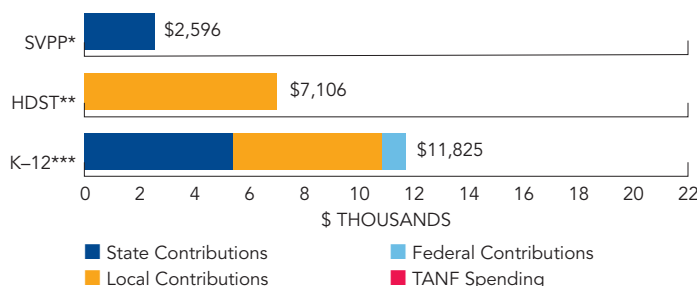
Total state pre-K spending	\$64,694,175
Local match required?	No
State spending per child enrolled	\$2,596
All reported spending per child enrolled*	\$2,596

* Pre-K programs may receive additional funds from federal or local sources that are not included in this figure.

** Head Start per-child spending for the 2012-2013 year includes funding only for 3- and 4-year-olds served. Past years figured have unintentionally included funds for Early Head Start.

*** K-12 expenditures include capital spending as well as current operating expenditures. Data are for the '12-'13 school year, unless otherwise noted.

SPENDING PER CHILD ENROLLED



¹ Most districts provide 12 hours per week, and operate 3-4 days per week. Programs operate at least 3 days per week; many 4-5 days per week.

² Assistant teachers should have either a CDA or an Iowa Paraeducator certificate. The certificate requires 90 hours of generalized education courses plus 45 hours of ECE- specific training and must be completed within a year. Assistants may be hired with only a high school diploma and must immediately enroll in a CDA program, but there is no timeline to obtain the CDA.

³ State policy requires professional development but does not specify hours. Districts report the number of hours annually.

⁴ Support services include parent conferences and/or home visits, parenting support or training, parent involvement activities, health services for children, nutrition information, referral to social services, and transition to kindergarten activities.

⁵ Additional meals must be provided if the program is longer than 10 hours per week.

⁶ Programs are visited during their second year of operation and then again every five years.