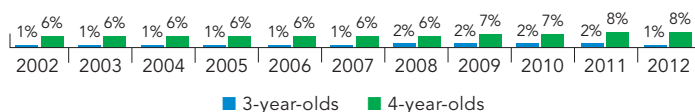
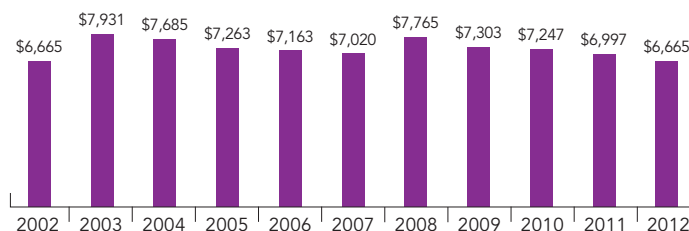


Washington

PERCENT OF STATE POPULATION ENROLLED



STATE SPENDING PER CHILD ENROLLED (2012 DOLLARS)



In 1985, the Washington Early Childhood Education and Assistance Program (ECEAP) was established in response to evidence that early education and family support build a more competitive, stronger, workforce. ECEAP is overseen by the Department of Early Learning (DEL), which works with the nonprofit organization Thrive by Five Washington and the Office of the Superintendent of Public Instruction to coordinate programs to improve school readiness.

A variety of public and private settings offer ECEAP, including those run by educational service districts, nonsectarian organizations, public school districts, nonprofit organizations, local government, and community and technical colleges. The majority of children served through ECEAP are 4-year-olds from families at or below 110 percent of the federal poverty level. However, up to 10 percent of slots may be filled by children whose families are over the income cutoff if there are environmental or developmental risk factors present. Children who qualify for special education due to a disability are eligible for ECEAP regardless of family income. Some 3-year-olds with risk factors may also enroll.

A number of services beyond preschool education are provided by ECEAP to the children and families in the program. These services include social services, nutrition, family support, parental involvement, and medical and dental services coordination. While building families' capacities to support the success of their children, ECEAP also seeks to increase children's social-emotional, physical, and pre-academic skills through these services. Children and families in 37 out of the state's 39 counties participated in ECEAP during the 2011-2012 school year.

In the 2011-2012 school year, the state restored funding for slots that were previously eliminated and funded a small expansion. For the 2012-2013 school year, the state released an ARRA-funded data system to manage ECEAP data, part of the state longitudinal data system. Washington is launching the Early Achievers QRIS system starting with a small group of ECEAP contractors and Head Start grantees piloting the system. Washington is also working to integrate across early learning programs, including in the area of whole-child assessments. Beginning in fall 2012, ECEAP will use Teaching Strategies GOLD, which aligns with the kindergarten entry assessment process, WaKIDS. Early Achievers QRIS will ask participants to also use an assessment that aligns with WaKIDS.

ACCESS RANKINGS	
4-YEAR-OLDS	3-YEAR-OLDS
31	19

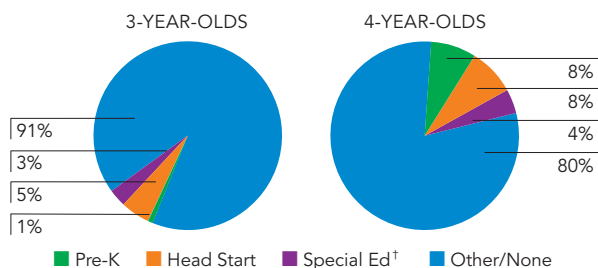
RESOURCES RANKINGS	
STATE SPENDING	ALL REPORTED SPENDING
7	14

WASHINGTON EARLY CHILDHOOD EDUCATION AND ASSISTANCE PROGRAM (ECEAP)

ACCESS

Total state program enrollment	8,391
School districts that offer state program	95% (counties)
Income requirement	90% of children must be at or below 110% FPL
Hours of operation	Determined locally ¹
Operating schedule	Academic year ¹
Special education enrollment	8,381
Federal Head Start enrollment, ages 3 & 4	11,597
State-funded Head Start enrollment.....	0

STATE PRE-K AND HEAD START ENROLLMENT AS PERCENTAGE OF TOTAL POPULATION



[†] This is an estimate of children in special education who are not enrolled in state-funded pre-K or Head Start.

QUALITY STANDARDS CHECKLIST

POLICY	STATE PRE-K REQUIREMENT	BENCHMARK	DOES REQUIREMENT MEET BENCHMARK?
Early learning standards	Comprehensive	Comprehensive	<input checked="" type="checkbox"/>
Teacher degree	AA ²	BA	<input type="checkbox"/>
Teacher specialized training.....	30 quarter units in ECE ²	Specializing in pre-K	<input checked="" type="checkbox"/>
Assistant teacher degree	CDA or 12 quarter credits in ECE	CDA or equivalent	<input checked="" type="checkbox"/>
Teacher in-service	15 clock hours	At least 15 hours/year	<input checked="" type="checkbox"/>
Maximum class size		20 or lower	<input checked="" type="checkbox"/>
3-year-olds	20		
4-year-olds	20		
Staff-child ratio		1:10 or better	<input checked="" type="checkbox"/>
3-year-olds	1:9		
4-year-olds	1:9		
Screening/referral.....	Vision, hearing, health, dental; and support services	Vision, hearing, health; and at least 1 support service	<input checked="" type="checkbox"/>
Meals.....	At least 1 meal ⁴	At least 1/day	<input checked="" type="checkbox"/>
Monitoring	Site visits and other monitoring	Site visits	<input checked="" type="checkbox"/>

TOTAL BENCHMARKS MET

9

RESOURCES

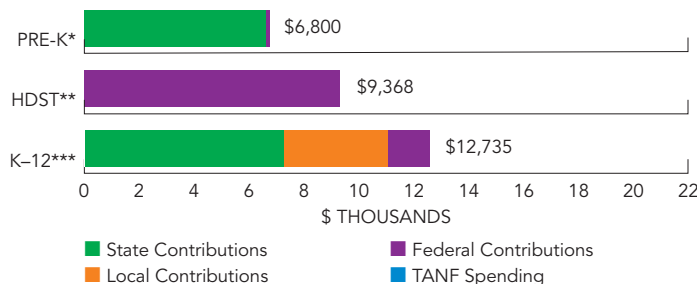
Total state pre-K spending	\$57,055,931
Local match required?	No
State spending per child enrolled	\$6,665
All reported spending per child enrolled*	\$6,800

* Pre-K programs may receive additional funds from federal or local sources that are not included in this figure.

** Head Start per-child spending for the 2011-2012 year includes funding only for 3- and 4-year-olds served. Past years' figures have unintentionally included funds for Early Head Start.

*** K-12 expenditures include capital spending as well as current operating expenditures. Data are for the '11-'12 school year, unless otherwise noted.

SPENDING PER CHILD ENROLLED



¹ A minimum of 320 classroom hours per year is required, and each class session must be at least 2.5 hours long. A typical program may meet 3 hours per day, 3 or 4 days per week, through the school year.

² Lead teachers must have an AA or higher with the equivalent of 30 credits in early childhood education or have valid state teaching certification with an endorsement in ECE (Pre-K-3) or EC Special Education.

³ Support services include parent conferences or home visits, parenting support or training, parent involvement activities, health services for children, information about nutrition, referral to social services, and transition to kindergarten activities.

⁴ Programs of fewer than 3 hours must provide breakfast or lunch. An additional snack or meal must be offered for programs lasting more than 3 hours.