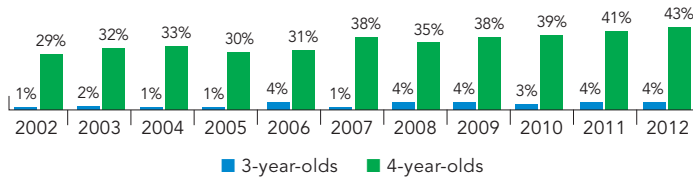
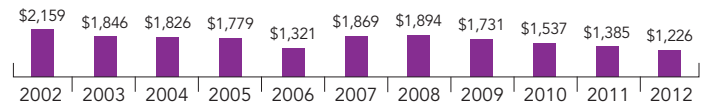


# South Carolina

PERCENT OF STATE POPULATION ENROLLED



STATE SPENDING PER CHILD ENROLLED  
(2012 DOLLARS)



The Half-Day Child Development Program, also referred to as 4K, was established in 1984 by the South Carolina Education Improvement Act. The program seeks to further develop school readiness by providing part-day preschool education programs to at-risk 4-year-olds. The state requires each district to have at least one 4K classroom, although districts may determine their own eligibility requirements based on local needs as well as a list of state-specified risk factors. Risk factors include homelessness, low parent education, child history of foster care, low family income, and teen parents.

School districts receive funding for 4K based on the number of kindergarteners eligible for free or reduced-price lunch in their districts. Though most children are served in public school settings, districts may partner with Head Start programs. Although 4K funds only a part-day program, school-day preschool services are provided by about 25 percent of 4K programs using funds from other sources. Due to reductions in staff at the state level, 4K programs did not receive program review or technical assistance during the 2011-2012 school year.

Established in 2006, the Child Development Education Pilot Program (CDEPP), the state's second early education initiative, was created as result of the lawsuit *Abbeville County School District v. South Carolina*. The court decision stated school-day preschool must be provided in the counties named in the lawsuit if those counties decided to offer the 4K program. Eligibility for the school-day program includes children eligible for free or reduced-price lunch or Medicaid. The state Department of Education must approve public school programs who wish to offer CDEPP, while private child care centers must receive approval by South Carolina's First Steps to School Readiness. CDEPP is also available to students with documented developmental delay as of the 2009-2010 school year. During the 2011-2012 school year, CDEPP programs only received site visits or technical assistance upon request as a result of reductions in staff at the state level. This program was evaluated in the 2009-2010 school year for both process quality and program impact/child outcomes.

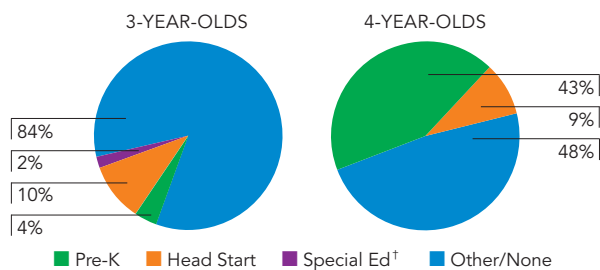
In addition, First Steps to School Readiness provides further services for preschool-age children and their families, such as home-visiting services, nurse-family partnership programs, and parenting courses. Funding is distributed at local levels by the First Steps County Partnerships, and some communities use these funds along with 4K or CDEPP allocations to extend preschool services to a school-day program or provide additional slots.

South Carolina's overall contributions and commitment to state-funded prekindergarten, including state spending and enrollment for both 4K and CDEPP, are profiled in the first two pages of their state profile. The 4K initiative is the focus of the third page and the final page covers specific details about the CDEPP initiative.

## STATE OVERVIEW

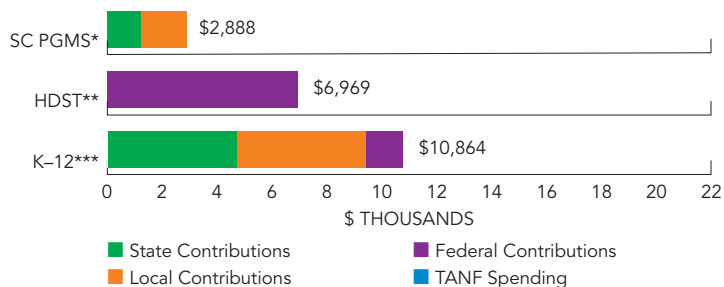
Total state program enrollment .....	29,121
Total state spending .....	\$35,708,905
State spending per child enrolled .....	\$1,226
All reported spending per child enrolled* .....	\$2,888

### STATE PRE-K AND HEAD START ENROLLMENT AS PERCENTAGE OF TOTAL POPULATION



† This is an estimate of children in special education who are not enrolled in state-funded pre-K or Head Start.

### SPENDING PER CHILD ENROLLED



\* Pre-K programs may receive additional funds from federal or local sources that are not included in this figure.

\*\* Head Start per-child spending for the 2011-2012 year includes funding only for 3- and 4-year-olds served. Past years' figures have unintentionally included funds for Early Head Start.

\*\*\* K-12 expenditures include capital spending as well as current operating expenditures. Data are for the '11-'12 school year, unless otherwise noted.

#### ACCESS RANKINGS

4-YEAR-OLDS

3-YEAR-OLDS

10

14

#### RESOURCES RANKINGS

STATE SPENDING

ALL REPORTED SPENDING

39

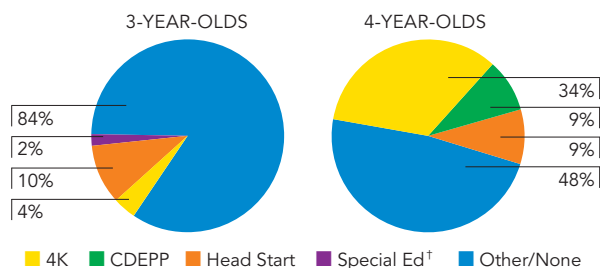
36

## SOUTH CAROLINA HALF-DAY CHILD DEVELOPMENT PROGRAM (4K)

### ACCESS

Total state program enrollment .....	23,338
School districts that offer state program .....	57%
Income requirement .....	185% FPL
Hours of operation .....	2.5 hours/day, 5 days/week
Operating schedule .....	Academic year
Special education enrollment .....	5,785
Federal Head Start enrollment, ages 3 & 4 .....	11,997
State-funded Head Start enrollment.....	0

STATE PRE-K AND HEAD START ENROLLMENT AS PERCENTAGE OF TOTAL POPULATION



<sup>†</sup> This is an estimate of children in special education who are not enrolled in state-funded pre-K or Head Start.

### QUALITY STANDARDS CHECKLIST

POLICY	STATE PRE-K REQUIREMENT	BENCHMARK	DOES REQUIREMENT MEET BENCHMARK?
Early learning standards .....	Comprehensive	Comprehensive	<input checked="" type="checkbox"/>
Teacher degree .....	BA	BA	<input checked="" type="checkbox"/>
Teacher specialized training .....	Early Childhood certification	Specializing in pre-K	<input checked="" type="checkbox"/>
Assistant teacher degree .....	HSD	CDA or equivalent	<input type="checkbox"/>
Teacher in-service .....	15 clock hours	At least 15 hours/year	<input checked="" type="checkbox"/>
Maximum class size .....		20 or lower	<input checked="" type="checkbox"/>
3-year-olds .....	20		
4-year-olds .....	20		
Staff-child ratio .....		1:10 or better	<input checked="" type="checkbox"/>
3-year-olds .....	1:10		
4-year-olds .....	1:10		
Screening/referral .....	Support services only <sup>1</sup>	Vision, hearing, health; and at least 1 support service	<input type="checkbox"/>
Meals .....	Snack	At least 1/day	<input type="checkbox"/>
Monitoring .....	None <sup>2</sup>	Site visits	<input type="checkbox"/>

TOTAL BENCHMARKS MET

6

### RESOURCES

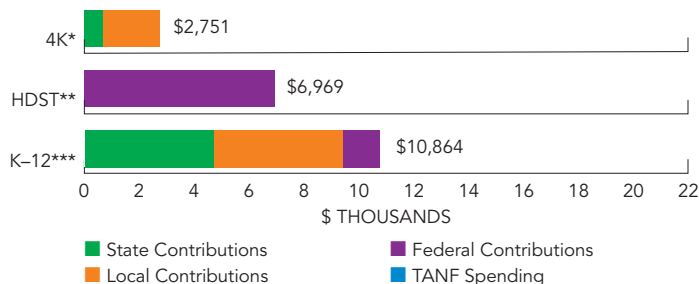
Total state pre-K spending .....	\$15,813,846 <sup>3</sup>
Local match required? .....	No
State spending per child enrolled .....	\$678
All reported spending per child enrolled* .....	\$2,751

\* Pre-K programs may receive additional funds from federal or local sources that are not included in this figure.

\*\* Head Start per-child spending for the 2011-2012 year includes funding only for 3- and 4-year-olds served. Past years' figures have unintentionally included funds for Early Head Start.

\*\*\* K-12 expenditures include capital spending as well as current operating expenditures. Data are for the '11-'12 school year, unless otherwise noted.

SPENDING PER CHILD ENROLLED



<sup>1</sup> Health screenings and referrals are and always have been determined locally. Most districts offer health screenings even though this is not required in State Board of Education regulations. Support services include education services or job training for parents, parenting support or training, parent involvement activities, health services for children, referral to social services, and transition to kindergarten activities.

<sup>2</sup> For the 2011-2012 school year, reductions in staff at the state level do not allow for program review.

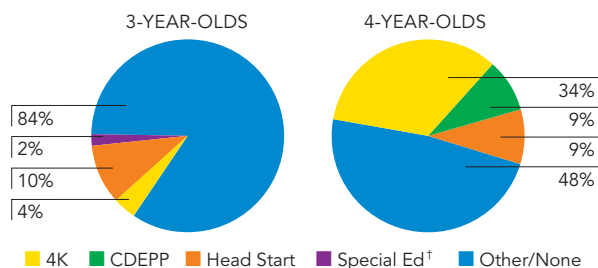
<sup>3</sup> Total state spending is the appropriated amount rather than actual spending.

# SOUTH CAROLINA CHILD DEVELOPMENT EDUCATION PILOT PROGRAM (CDEPP)

## ACCESS

Total state program enrollment .....	5,783
School districts that offer state program .....	43%
Income requirement .....	185% FPL <sup>1</sup>
Hours of operation .....	6.5 hours/day, 5 days/week
Operating schedule .....	Academic year
Special education enrollment .....	5,785
Federal Head Start enrollment, ages 3 & 4 .....	11,997
State-funded Head Start enrollment.....	0

STATE PRE-K AND HEAD START ENROLLMENT AS PERCENTAGE OF TOTAL POPULATION



† This is an estimate of children in special education who are not enrolled in state-funded pre-K or Head Start.

## QUALITY STANDARDS CHECKLIST

POLICY	STATE PRE-K REQUIREMENT	BENCHMARK	DOES REQUIREMENT MEET BENCHMARK?
Early learning standards .....	Comprehensive .....	Comprehensive	<input checked="" type="checkbox"/>
Teacher degree .....	BA (public); AA (nonpublic) <sup>2</sup> .....	BA	<input type="checkbox"/>
Teacher specialized training .....	EC certification for pre-K-3 (public); AA in ECE (nonpublic)	Specializing in pre-K	<input checked="" type="checkbox"/>
Assistant teacher degree .....	HSD <sup>3</sup> .....	CDA or equivalent	<input type="checkbox"/>
Teacher in-service .....	15 clock hours .....	At least 15 hours/year	<input checked="" type="checkbox"/>
Maximum class size .....	.....	20 or lower	<input checked="" type="checkbox"/>
3-year-olds .....	.....NA		
4-year-olds .....	.....20		
Staff-child ratio .....	.....	1:10 or better	<input checked="" type="checkbox"/>
3-year-olds .....	.....NA		
4-year-olds .....	.....1:10		
Screening/referral.....	Vision, hearing, health; and support services <sup>4</sup>	Vision, hearing, health; and at least 1 support service	<input checked="" type="checkbox"/>
Meals .....	Breakfast and lunch .....	At least 1/day	<input checked="" type="checkbox"/>
Monitoring .....	None <sup>5</sup> .....	Site visits	<input type="checkbox"/>

**TOTAL BENCHMARKS MET**

7

## RESOURCES

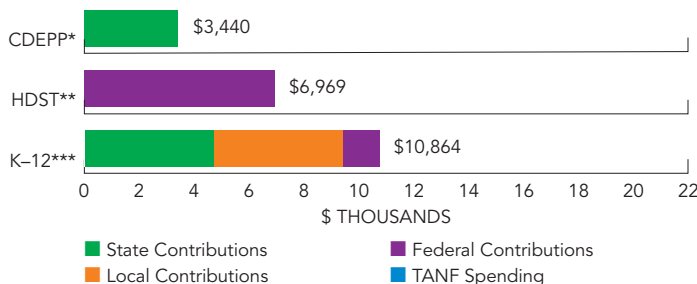
Total state pre-K spending .....	\$19,895,059 <sup>6</sup>
Local match required? .....	No
State spending per child enrolled .....	\$3,440 <sup>6</sup>
All reported spending per child enrolled* .....	\$3,440 <sup>6</sup>

\* Pre-K programs may receive additional funds from federal or local sources that are not included in this figure.

\*\* Head Start per-child spending for the 2011-2012 year includes funding only for 3- and 4-year-olds served. Past years' figures have unintentionally included funds for Early Head Start.

\*\*\* K-12 expenditures include capital spending as well as current operating expenditures. Data are for the '11-'12 school year, unless otherwise noted.

SPENDING PER CHILD ENROLLED



<sup>1</sup> Children are also eligible if they receive Medicaid services. If classes are not full, developmental delays can be considered as eligibility criteria.

<sup>2</sup> Lead teachers in nonpublic settings must have at least a two-year degree in early childhood education or a related field and must be enrolled in and demonstrating progress toward the completion of a teacher education program within four years.

<sup>3</sup> Assistant teachers are required to complete the early childhood development credential within 12 months of hire. Districts may request waivers in certain instances.

<sup>4</sup> Support services include parenting support or training, parent involvement activities, health services for children, and transition to kindergarten activities. Other support services are determined locally.

<sup>5</sup> For the 2011-2012 school year, reductions in staff at the state level do not allow for program review unless requested.

<sup>6</sup> These figures include general funds (\$17,300,000) and South Carolina First Steps funds (\$2,595,059) used to serve children in CDEPP classrooms. State spending from the general fund is the appropriated amount rather than actual spending. First Steps funding includes the appropriated amount as well as carry-over funds.