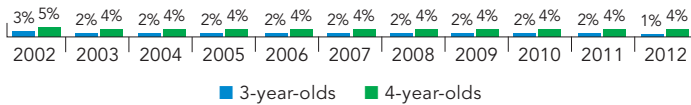
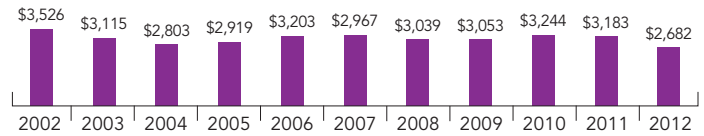


# Missouri

PERCENT OF STATE POPULATION ENROLLED



STATE SPENDING PER CHILD ENROLLED (2012 DOLLARS)



The Missouri Preschool Project (MPP) has served 3- and 4-year-olds in early childhood settings operated by public schools, private child care centers, and nonprofit agencies since 1998. In the 2011-2012 school year, 30 percent of districts participated in MPP serving a total of 4,103 children, primarily in school-based settings. This represents a 3 percent decline in enrollment since the 2010-2011 school year. Private providers are eligible to receive state-funded MPP contracts for up to six years after which their funds are made available to other grantees.

Funding for the Early Childhood Development, Education, and Care (ECDEC) fund is generated by gaming revenue and supports MPP in addition to other early childhood services (Parents as Teachers (PAT), First Steps, Head Start, childcare assistance). Fluctuation in ECDEC revenue continues to create funding uncertainties for programs as Missouri operates under legislation requiring a balanced budget. In 2011-2012, funding for MPP was allocated \$2 million less than the previous year as money was transferred to the PAT program.

MPP funds are awarded through a competitive grant process, though priority is given to programs serving children from low-income families and those with special needs. Programs use sliding payment scales based on criteria including eligibility for free or reduced-price lunch. The goal of MPP is to eventually provide access to all families throughout the state regardless of income; however, Missouri currently serves only 4 percent of 4-year-olds and 1 percent of 3-year-olds.

Regardless of setting, all teachers who were hired after July 1, 2005, are required to have a bachelor's degree with specialization in early childhood for the program to receive state funding. All teachers met this criterion in the 2011-2012 school year. Since the 2008-2009 school year, assistant teachers in both public and nonpublic settings have been required to possess a Child Development Associate (CDA) credential in addition to experience working in a program with young children and their families.

The most recent evaluation of MPP was conducted by the University of Missouri in 2003 in response to a legislative mandate. Program quality was monitored in 2011-2012 through reviews of program records and self-assessments as site visits were discontinued due to budget constraints. As a result, Missouri met eight of NIEER's quality standards benchmarks in 2011-2012, down from nine the previous year. In 2012-2013, Missouri will pilot a uniform child assessment instrument for use among MPP programs to replace the current process of using results of locally-determined child learning outcomes to improve instruction.

ACCESS RANKINGS	
4-YEAR-OLDS	3-YEAR-OLDS
34	18

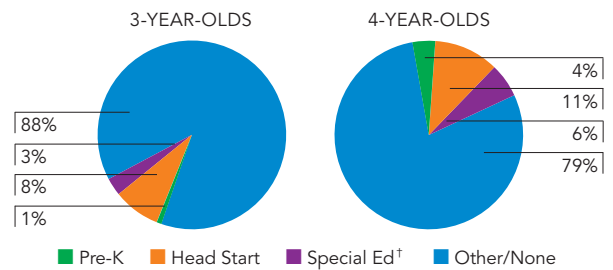
RESOURCES RANKINGS	
STATE SPENDING	ALL REPORTED SPENDING
33	37

# MISSOURI PRESCHOOL PROJECT

## ACCESS

Total state program enrollment .....	4,103
School districts that offer state program .....	30%
Income requirement.....	None <sup>1</sup>
Hours of operation .....	3 hours/day (part-day), 6.5 hours/day (school-day); 5 days/week <sup>2</sup>
Operating schedule .....	Academic year <sup>2</sup>
Special education enrollment .....	9,144
Federal Head Start enrollment, ages 3 & 4 .....	14,603
State-funded Head Start enrollment.....	0

STATE PRE-K AND HEAD START ENROLLMENT AS PERCENTAGE OF TOTAL POPULATION



<sup>†</sup> This is an estimate of children in special education who are not enrolled in state-funded pre-K or Head Start.

## QUALITY STANDARDS CHECKLIST

POLICY	STATE PRE-K REQUIREMENT	BENCHMARK	DOES REQUIREMENT MEET BENCHMARK?
Early learning standards .....	Comprehensive	Comprehensive	<input checked="" type="checkbox"/>
Teacher degree .....	BA	BA	<input checked="" type="checkbox"/>
Teacher specialized training .....	EC or ECSE Birth–3 certification, or 4-year CD degree	Specializing in pre-K	<input checked="" type="checkbox"/>
Assistant teacher degree.....	CDA	CDA or equivalent	<input checked="" type="checkbox"/>
Teacher in-service .....	22 clock hours <sup>3</sup>	At least 15 hours/year	<input checked="" type="checkbox"/>
Maximum class size .....		20 or lower	<input checked="" type="checkbox"/>
3-year-olds .....	20		
4-year-olds .....	20		
Staff-child ratio .....		1:10 or better	<input checked="" type="checkbox"/>
3-year-olds .....	1:10		
4-year-olds .....	1:10		
Screening/referral.....	Vision, hearing, health, dental, and support services	Vision, hearing, health; and at least 1 support service	<input checked="" type="checkbox"/>
Meals .....	Depend on length of program day <sup>5</sup>	At least 1/day	<input type="checkbox"/>
Monitoring .....	Other monitoring <sup>6</sup>	Site visits	<input type="checkbox"/>

**TOTAL BENCHMARKS MET**

**8**

## RESOURCES

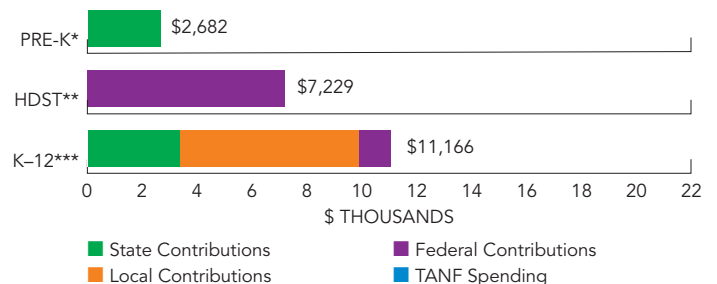
Total state pre-K spending .....	\$11,004,934
Local match required? .....	No
State spending per child enrolled .....	\$2,682
All reported spending per child enrolled* .....	\$2,682

\* Pre-K programs may receive additional funds from federal or local sources that are not included in this figure.

\*\* Head Start per-child spending for the 2011-2012 year includes funding only for 3- and 4-year-olds served. Past years' figures have unintentionally included funds for Early Head Start.

\*\*\* K-12 expenditures include capital spending as well as current operating expenditures. Data are for the '11-'12 school year, unless otherwise noted.

SPENDING PER CHILD ENROLLED



<sup>1</sup> Eligibility is determined by age, with all other eligibility requirements determined locally. Income may be a locally specified criteria. Programs are funded through a competitive process and receive extra points for serving children with special needs or from low-income families.

<sup>2</sup> Programs are required to operate for school-day for 12 months per year, with the exception of government entities and public school districts, who can choose to provide a half-day program and operate for fewer than 12 months but no less than an academic year.

<sup>3</sup> Teachers with certification are also required to attend 30 clock hours within the first four years and 15 clock hours annually thereafter until they have achieved two of the following: 10 years of teaching, a Master's degree, and/or National Board Certification.

<sup>4</sup> Support services include parent conferences, parent involvement, transition to kindergarten activities, and coordination with Parents as Teachers.

<sup>5</sup> Programs operating for 3 hours are required to provide a snack or meal. School- or full-day programs are required to provide one meal and two snacks or two meals and one snack.

<sup>6</sup> Due to the discontinuance of site visits for budgetary reasons, NIEER has determined that Missouri did not meet the requirement for the monitoring benchmark.