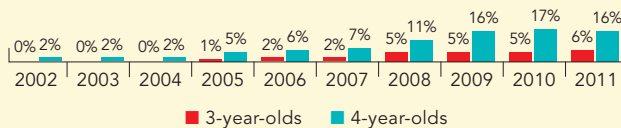
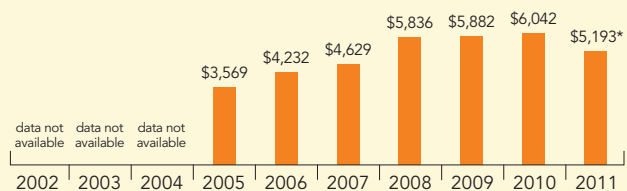


Pennsylvania

PERCENT OF STATE POPULATION ENROLLED



STATE SPENDING PER CHILD ENROLLED
(2011 DOLLARS)



Pennsylvania did not have a state-funded prekindergarten program considered such under state law until 2004, though districts could provide preschool education services through Pennsylvania’s Kindergarten for Four-Year-Olds (K4) program or provide preschool to 4-year-olds through the School Based Pre-K program (SBPK). If districts offer the K4 program, they are required to follow Pennsylvania’s kindergarten regulations, while districts offering SBPK are required to follow the state’s preschool regulations. Children enrolled in K4 are counted in daily membership counts for public school attendance in districts and so are partially funded through the state’s basic instructional subsidy formula. As in the past, the School Based Pre-K program is profiled along with the K4 program for the 2010-2011 school year.

Since the 2004-2005 school year, districts have been able to offer prekindergarten through the Education Accountability Block Grant (EABG). This is part of an effort to offer high-quality preschool education programs to build strong foundations of learning and support children’s academic success. Children qualify for this program two years before meeting the locally determined kindergarten eligibility age, though districts may set additional criteria such as a lack of academic readiness or low-income status. Funds can be used for a number of options, including providing full-day kindergarten, reducing class size in kindergarten through third grade, offering prekindergarten, or other activities that promote academic success. Districts determine how to allocate these funds. A reduced allocation in the fiscal year 2012 budget is likely to reduce the number of districts using EABG for both pre-K and kindergarten.

During the 2004-2005 program year, Pennsylvania established the Head Start Supplemental Assistance Program (HSSAP) with an initial investment of \$15 million. Both state funding and enrollment in the program have increased over time. HSSAP uses state funds to provide extended-day services for federally funded Head Start children or to create additional Head Start slots. This state-funded program is available to federal Head Start grantees as well as child care partners who receive a minimum STAR 3 level in the Keystone STARS quality initiative program. All programs are required to follow the federal Head Start Performance Standards regardless of setting. As of the 2009-2010 school year, programs must enter program, staff, and child data into a web-based reporting system, the Early Learning Network (ELN), in a step toward comprehensive reporting as well as the ability to gather data to guide future program enhancements.

The Pennsylvania Pre-K Counts Program, a fourth state-funded initiative, was started in the 2007-2008 school year. As in EABG, children are eligible for this program two years before their locally determined kindergarten eligibility age, though districts may set additional criteria based on local need. Funding for Pre-K Counts is allocated through a competitive award system. Eligible grantees include Head Start programs, public school districts, and nursery schools or child care centers that hold a STAR 3 or 4 credential in Keystone STARS.

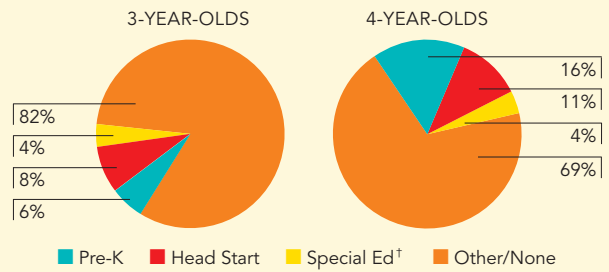
The first two pages of this state profile present information on Pennsylvania’s overall commitment and contribution to state-funded preschool education, including state spending and enrollment for the four Pennsylvania preschool programs. The third page focuses exclusively on EABG, the fourth page describes K4, the fifth page provides specific details about HSSAP, and the last page highlights the Pre-K Counts program.

* The difference in total and per-child funding from 2009-2010 is not due to a policy change but rather using actual program spending from K4/SBPK, rather than estimates, for the first time.

STATE OVERVIEW

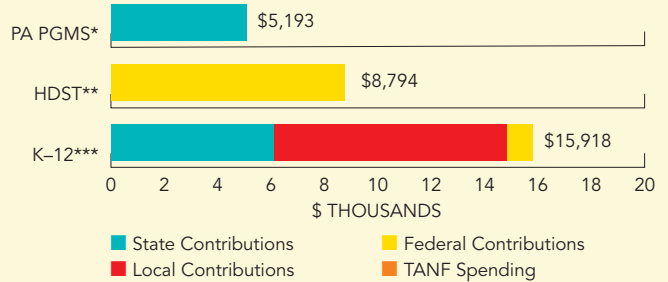
Total state program enrollment	33,037 ¹
Total state spending	\$171,544,870
State Head Start spending	\$37,311,687
State spending per child enrolled	\$5,193
All reported spending per child enrolled*	\$5,193

STATE PRE-K AND HEAD START ENROLLMENT AS PERCENTAGE OF TOTAL POPULATION



[†] This is an estimate of children in special education who are not enrolled in state-funded pre-K or Head Start.

SPENDING PER CHILD ENROLLED



* Pre-K programs may receive additional funds from federal or local sources that are not included in this figure.

** Head Start per-child spending for the 2010-2011 year includes funding from the American Recovery and Reinvestment Act (ARRA).

*** K-12 expenditures include capital spending as well as current operating expenditures.

Data are for the '10-'11 school year, unless otherwise noted.

ACCESS RANKINGS	
4-YEAR-OLDS	3-YEAR-OLDS
25	10

RESOURCES RANKINGS	
STATE SPENDING	ALL REPORTED SPENDING
10	20

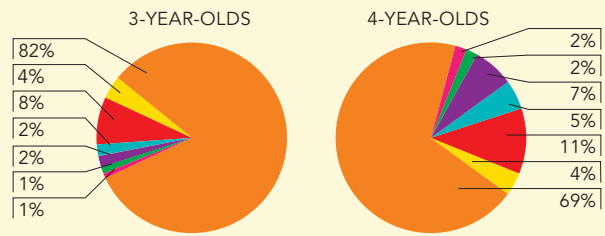
¹ The state did not break EABG enrollment into a specific number of 3- or 4-year-olds. As a result, age breakdowns used in the Access pie chart were estimated, using the proportions of enrollees who were ages 3 or 4 in state programs that served 3-year-olds and provided age breakdowns for 2009-2010.

PENNSYLVANIA EDUCATION ACCOUNTABILITY BLOCK GRANT

ACCESS

Total state program enrollment	3,563 ¹
School districts that offer state program	7%
Income requirement.....	None ²
Hours of operation	Determined locally ³
Operating schedule	Determined locally ³
Special education enrollment	20,117
Federally funded Head Start enrollment	27,752
State-funded Head Start enrollment	5,297 ⁴

STATE PRE-K AND HEAD START ENROLLMENT AS PERCENTAGE OF TOTAL POPULATION



■ EAGB
 ■ HSSAP
 ■ K4
 ■ Pre-K Counts
 ■ Head Start
 ■ Special Ed[†]
■ Other/None

[†] This is an estimate of children in special education who are not enrolled in state-funded pre-K or Head Start.

QUALITY STANDARDS CHECKLIST

POLICY	STATE PRE-K REQUIREMENT	BENCHMARK	DOES REQUIREMENT MEET BENCHMARK?
Early learning standards	Comprehensive	Comprehensive	<input checked="" type="checkbox"/>
Teacher degree	BA and ECE certification (public); AA in ECE (community partners) ⁵	BA	<input type="checkbox"/>
Teacher specialized training	Certification in ECE; PK-4, N-3 (public); AA in ECE (community partners) ⁵	Specializing in pre-K	<input checked="" type="checkbox"/>
Assistant teacher degree	Must meet NCLB requirements ⁶	CDA or equivalent	<input type="checkbox"/>
Teacher in-service	180 clock hours/5 years	At least 15 hours/year	<input checked="" type="checkbox"/>
Maximum class size		20 or lower	<input checked="" type="checkbox"/>
3-year-olds		20	
4-year-olds		20	
Staff-child ratio		1:10 or better	<input checked="" type="checkbox"/>
3-year-olds		1:10	
4-year-olds		1:10	
Screening/referral and support services	Health	Vision, hearing, health; and at least 1 support service	<input type="checkbox"/>
Meals	None	At least 1/day	<input type="checkbox"/>
Monitoring	Site visits and other monitoring	Site visits	<input checked="" type="checkbox"/>

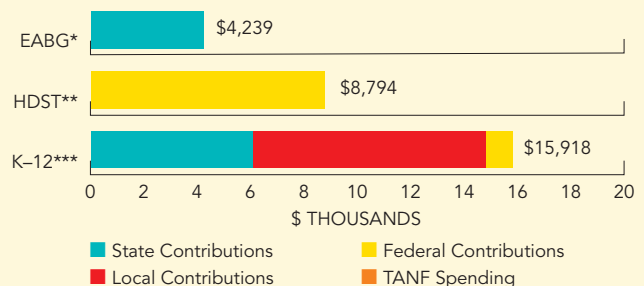
TOTAL BENCHMARKS MET

6

RESOURCES

Total state pre-K spending	\$15,105,162
Local match required?	No
State Head Start spending	\$37,311,687
State spending per child enrolled	\$4,239
All reported spending per child enrolled*	\$4,239

SPENDING PER CHILD ENROLLED



* Pre-K programs may receive additional funds from federal or local sources that are not included in this figure.

** Head Start per-child spending for the 2010-2011 year includes funding from the American Recovery and Reinvestment Act (ARRA).

*** K-12 expenditures include capital spending as well as current operating expenditures.

Data are for the '10-'11 school year, unless otherwise noted.

¹ The state could not break EAGB enrollment into a specific number of 3- or 4-year-olds. As a result, age breakdowns used in the Access pie chart were estimated, using the proportions of enrollees who were age 3 or 4 in state programs that served 3-year-olds and provided age breakdowns for 2010-2011.

² Eligibility requirements are locally determined.

³ Most programs operate 2.5 hours or 5 hours per day, 5 days per week, 180 days per year.

⁴ All state-funded Head Start enrollment is through HSSAP, but the state could not break the enrollment figure into specific numbers of 3- and 4-year-olds. As a result, age breakdowns used in the Access pie charts were estimated using proportions of federal Head Start enrollees in each age category.

⁵ Teachers working in programs in community settings that operated before December 2006 have until December 2012 to obtain a BA and ECE certification. Teachers working in programs in community settings that were contracted after December 2006 must obtain a BA and ECE certification within five years of the program beginning to serve students. PK-4 is the new certification requirement being phased in for teachers in public settings and will take full effect in January 2012. Prior to then, all ECE certifications also apply. For nonpublic school settings contracted by an LEA prior to September 2006, teachers have until September 2012 to become ECE-certified. If contracts were initiated after September 2006, teachers have five years to become ECE certified.

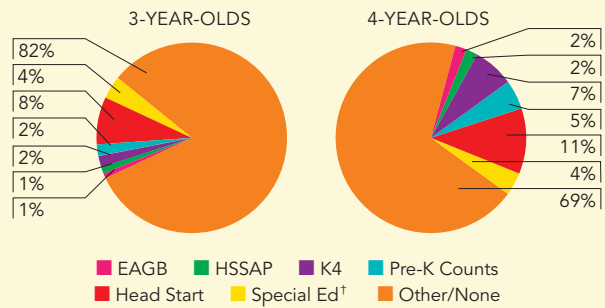
⁶ All assistant teachers are required to meet NCLB requirements. This requires completing at least two years of postsecondary study/60 college credits, possessing an AA or higher, or passing a rigorous state or local assessment of knowledge of and ability to assist in instruction.

PENNSYLVANIA KINDERGARTEN FOR FOUR-YEAR-OLDS AND SCHOOL BASED PRE-K

ACCESS

Total state program enrollment	12,650 ¹
School districts that offer state program	19%
Income requirement	None (K4); Determined locally (SBPK)
Hours of operation	2.5 hours/day (part-day) or 5 hours/day (full-day); 5 days/week
Operating schedule	Academic year
Special education enrollment	20,117
Federally funded Head Start enrollment	27,752
State-funded Head Start enrollment	5,297 ²

STATE PRE-K AND HEAD START ENROLLMENT AS PERCENTAGE OF TOTAL POPULATION



† This is an estimate of children in special education who are not enrolled in state-funded pre-K or Head Start.

QUALITY STANDARDS CHECKLIST

POLICY	STATE PRE-K REQUIREMENT	BENCHMARK	DOES REQUIREMENT MEET BENCHMARK?
Early learning standards	Comprehensive	Comprehensive	<input checked="" type="checkbox"/>
Teacher degree	BA	BA	<input checked="" type="checkbox"/>
Teacher specialized training	EE or ECE certification (K4); ECE certification (SBPK)	Specializing in pre-K	<input type="checkbox"/>
Assistant teacher degree	Meets NCLB requirements (SBPK); None (K4) ³	CDA or equivalent	<input type="checkbox"/>
Teacher in-service	180 clock hours/5 years	At least 15 hours/year	<input checked="" type="checkbox"/>
Maximum class size	20 or lower		<input type="checkbox"/>
3-year-olds	NA		
4-year-olds	No limit (K4); 20 (SBPK) ⁴		
Staff-child ratio		1:10 or better	<input type="checkbox"/>
3-year-olds	1:10		
4-year-olds	No limit (K4); 1:10 (SBPK) ⁴		
Screening/referral	Health	Vision, hearing, health; and at least 1 support service	<input type="checkbox"/>
Meals	None	At least 1/day	<input type="checkbox"/>
Monitoring	None	Site visits	<input type="checkbox"/>

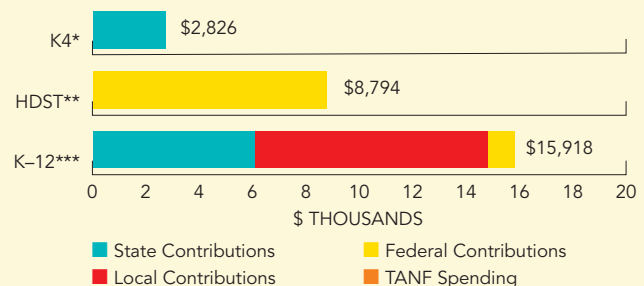
TOTAL BENCHMARKS MET

3

RESOURCES

Total state pre-K spending	\$35,744,420 ⁵
Local match required?	No
State Head Start spending	\$37,311,687
State spending per child enrolled	\$2,826
All reported spending per child enrolled*	\$2,826

SPENDING PER CHILD ENROLLED



* Pre-K programs may receive additional funds from federal or local sources that are not included in this figure.

** Head Start per-child spending for the 2010-2011 year includes funding from the American Recovery and Reinvestment Act (ARRA).

*** K-12 expenditures include capital spending as well as current operating expenditures.

Data are for the '10-'11 school year, unless otherwise noted.

¹ The state could not break K4 & SBPK enrollment into a specific number of 3- or 4-year-olds. As a result, age breakdowns used in the Access pie chart were estimated, using the proportions of enrollees who were ages 3 or 4 in state programs that served 3-year-olds and provided age breakdowns for 2010-2011.

² All state-funded Head Start enrollment is through HSSAP, but the state could not break the enrollment figure into specific numbers of 3- and 4-year-olds. As a result, age breakdowns used in the Access pie charts were estimated using proportions of federal Head Start enrollees in each age category.

³ Beginning in the 2009-2010 school year, all assistant teachers in SBPK are required to meet NCLB requirements. This requires completing at least two years of post-

secondary study/60 college credits, possessing an AA or higher, or passing a rigorous state or local assessment of knowledge of and ability to assist in instruction.

⁴ The K4 program follows kindergarten requirements, which do not limit class size or staff-to-child ratio. However, most programs have 20 children and a 1:10 staff-child ratio. School Based Pre-K follows the PA School Board regulations, which require a maximum class size of 20 and a staff-to-child ratio of 1:10.

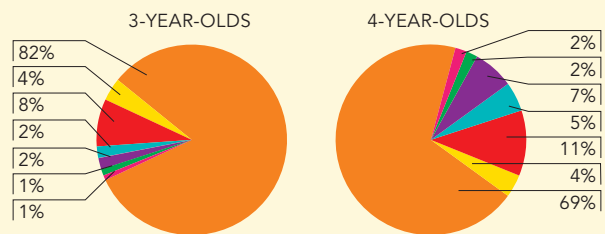
⁵ The difference in funding from 2009-2010 to 2010-2011 is not due to a policy change but rather using actual program spending rather than estimates based on the state's average K-12 per-child expenditure for the first time.

PENNSYLVANIA HEAD START SUPPLEMENTAL ASSISTANCE PROGRAM

ACCESS

Total state program enrollment	5,465
School districts that offer state program	27%
Income requirement	90% of children must be at or below 100% FPL ¹
Hours of operation	Determined locally ²
Operating schedule	Determined locally ²
Special education enrollment	20,117
Federally funded Head Start enrollment	27,752
State-funded Head Start enrollment	5,297 ³

STATE PRE-K AND HEAD START ENROLLMENT AS PERCENTAGE OF TOTAL POPULATION



■ EAGB ■ HSSAP ■ K4 ■ Pre-K Counts
■ Head Start ■ Special Ed[†] ■ Other/None

[†] This is an estimate of children in special education who are not enrolled in state-funded pre-K or Head Start.

QUALITY STANDARDS CHECKLIST

POLICY	STATE PRE-K REQUIREMENT	BENCHMARK	DOES REQUIREMENT MEET BENCHMARK?
Early learning standards	Comprehensive	Comprehensive	<input checked="" type="checkbox"/>
Teacher degree	CDA ⁴	BA	<input type="checkbox"/>
Teacher specialized training	Meets CDA requirements ⁴	Specializing in pre-K	<input checked="" type="checkbox"/>
Assistant teacher degree	HSD ⁴	CDA or equivalent	<input type="checkbox"/>
Teacher in-service	15 clock hours	At least 15 hours/year	<input checked="" type="checkbox"/>
Maximum class size	20 or lower	<input checked="" type="checkbox"/>
3-year-olds	17	
4-year-olds	20	
Staff-child ratio	1:10 or better	<input checked="" type="checkbox"/>
3-year-olds	2:17	
4-year-olds	2:17	
Screening/referral	Vision, hearing, health, dental, and support services developmental; and support services ⁵	Vision, hearing, health; and at least 1 support service	<input checked="" type="checkbox"/>
Meals	Lunch and either breakfast or snack	At least 1/day	<input checked="" type="checkbox"/>
Monitoring	Site visits and other monitoring	Site visits	<input checked="" type="checkbox"/>

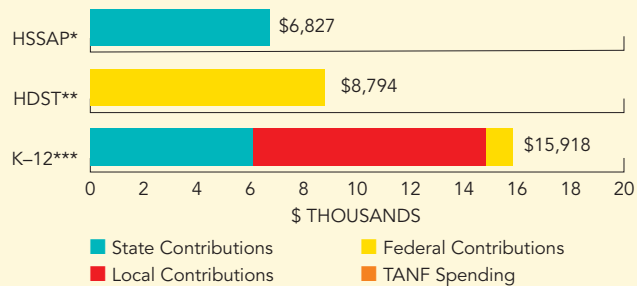
TOTAL BENCHMARKS MET

8

RESOURCES

Total state pre-K spending	\$37,311,687 ⁶
Local match required?	No
State Head Start spending	\$37,311,687
State spending per child enrolled	\$6,827
All reported spending per child enrolled*	\$6,827

SPENDING PER CHILD ENROLLED



* Pre-K programs may receive additional funds from federal or local sources that are not included in this figure.

** Head Start per-child spending for the 2010-2011 year includes funding from the American Recovery and Reinvestment Act (ARRA).

*** K-12 expenditures include capital spending as well as current operating expenditures.

Data are for the '10-'11 school year, unless otherwise noted.

¹ State pre-K children must meet the federal Head Start income guidelines. Effective December 2007, 35 percent of the enrollment may be children whose family income is between 100 and 130 percent FPL after priority is given to children at or below 100 percent FPL.

² The operating schedule is determined locally, but the minimum follows federal Head Start requirements of 3.5 hours per day, 4 days per week, and 128 days per year.

³ All state-funded Head Start enrollment is through HSSAP, but the state could not break the enrollment figure into specific numbers of 3- and 4-year-olds. As a result, age breakdowns used in the Access pie charts were estimated using proportions of federal Head Start enrollees in each age category.

⁴ The Head Start Reauthorization Act of 2007 requires that by 2011 all lead teachers must have at least an AA; by 2013, 50 percent must have at least a BA. If teachers are employed by a school district, ECE certification is required. Federal Head Start requires that by 2013 all assistant teachers have a CDA or be enrolled in a program to receive a CDA, AA, or BA within two years.

⁵ Support services include parent conferences or home visits and comprehensive services as required by federal Head Start Performance Standards including parent education or job training, parenting support or training, parent involvement activities, health services for parents and children, information about nutrition, referral to social services, and transition to kindergarten activities.

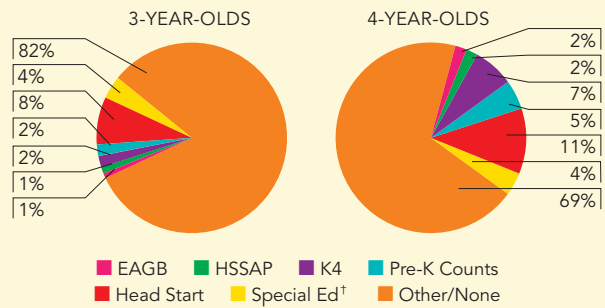
⁶ All spending through this initiative is directed toward Head Start programs.

PENNSYLVANIA PRE-K COUNTS

ACCESS

Total state program enrollment	11,359
School districts that offer state program	81%
Income requirement	300% FPL ¹
Hours of operation	2.5 instructional hours/day (part-day), 5 instructional hours/day (full-day), 5 days/week
Operating schedule	Academic year
Special education enrollment	20,117
Federally funded Head Start enrollment	27,752
State-funded Head Start enrollment	5,297 ²

STATE PRE-K AND HEAD START ENROLLMENT AS PERCENTAGE OF TOTAL POPULATION



† This is an estimate of children in special education who are not enrolled in state-funded pre-K or Head Start.

QUALITY STANDARDS CHECKLIST

POLICY	STATE PRE-K REQUIREMENT	BENCHMARK	DOES REQUIREMENT MEET BENCHMARK?
Early learning standards	Comprehensive	Comprehensive	<input checked="" type="checkbox"/>
Teacher degree	BA in ECE (public); AA in ECE (nonpublic); or ECE cert. and 18 credits (nurse) ³	BA	<input type="checkbox"/>
Teacher specialized	ECE certification (public); AA in ECE or ECE cert. or 18 credits in ECE (nonpublic) ³	Specializing in pre-K	<input checked="" type="checkbox"/>
Assistant teacher degree	Must meet NCLB requirements ⁴	CDA or equivalent	<input type="checkbox"/>
Teacher in-service	180 clock hours/5 years	At least 15 hours/year	<input checked="" type="checkbox"/>
Maximum class size	20 or lower		<input checked="" type="checkbox"/>
3-year-olds	20		
4-year-olds	20		
Staff-child ratio	1:10 or better		<input checked="" type="checkbox"/>
3-year-olds	1:10		
4-year-olds	1:10		
Screening/referral	Determined locally; and support services	Vision, hearing, health; and at least 1 support service	<input type="checkbox"/>
Meals	Snack ⁶	At least 1/day	<input type="checkbox"/>
Monitoring	Site visits and other monitoring	Site visits	<input checked="" type="checkbox"/>

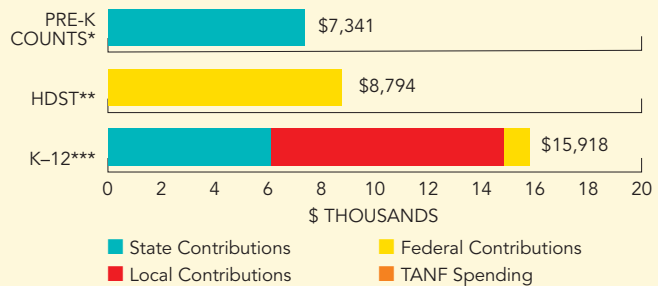
TOTAL BENCHMARKS MET

6

RESOURCES

Total state pre-K spending	\$83,383,601
Local match required?	No
State Head Start spending	\$37,311,687
State spending per child enrolled	\$7,341
All reported spending per child enrolled*	\$7,341

SPENDING PER CHILD ENROLLED



* Pre-K programs may receive additional funds from federal or local sources that are not included in this figure.

** Head Start per-child spending for the 2010-2011 year includes funding from the American Recovery and Reinvestment Act (ARRA).

*** K-12 expenditures include capital spending as well as current operating expenditures.

Data are for the '10-'11 school year, unless otherwise noted.

¹ Income is only one of the possible risk factors used to determine eligibility. Other risk factors are determined locally and could include low parental education level or other economic, language, and/or cultural disadvantages that put children at risk for school failure.

² All state-funded Head Start enrollment is through HSSAP, but the state could not break the enrollment figure into specific numbers of 3- and 4-year-olds. As a result, age breakdowns used in the Access pie charts were estimated using proportions of federal Head Start enrollees in each age category.

³ Teachers in child care and Head Start are required to have at least an AA in early childhood education. Teachers in nursery schools are required to have ECE certification or 18 credits in ECE. Beginning in December 2011, all lead teachers will be required to have a BA and ECE certification.

⁴ Beginning with the 2009-2010 school year, all assistant teachers are required to meet NCLB requirements. This requires completing at least two years of postsecondary education, possessing an AA or higher, or passing a rigorous state or local assessment of knowledge of and ability to assist in instruction.

⁵ Vision, hearing, health, dental, and developmental screenings and referrals are determined locally. Support services required of all programs include parent involvement activities and transition to kindergarten activities.

⁶ Half-day programs are required to provide a snack. Full-day programs are required to provide a snack and one meal.