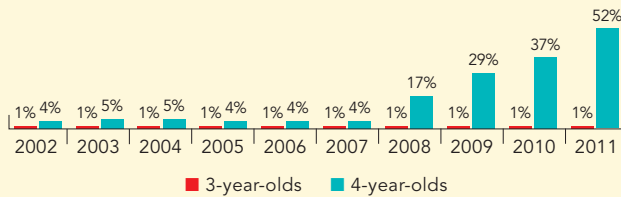
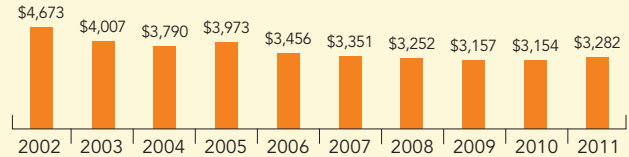


Iowa

PERCENT OF STATE POPULATION ENROLLED



STATE SPENDING PER CHILD ENROLLED
(2011 DOLLARS)



Iowa supports two state-funded pre-K programs, *Shared Visions* and the Statewide Voluntary Preschool Program (SVPP). *Shared Visions*, established in 1989, serves 3-, 4-, and 5-year-olds in full- or part-day programs with operating schedules determined locally. The competitive grants are available to Head Start programs, private agencies, faith-based centers, and public schools, all of whom can also subcontract with the same types of settings. At least 80 percent of children in the program must be eligible to receive free lunch. Up to 20 percent of students in each classroom are eligible based on other risk factors, such as homelessness, low birth weight, having a teen parent, developmental delay, or having a parent with a substance abuse problem. A sliding payment scale may be assessed for children from over-income families.

From 1995 to 2007, the *Shared Visions* initiative was flat-funded, resulting in service cuts or shortened program days for some grantees. Some programs increased their use of local funds to offset these losses. While Iowa increased funding levels for the program by 2 percent in fiscal year 2008, the program experienced a 10 percent cut in the 2009-2010 program year. The state allocation to the program remained flat in the 2010-2011 program although funding from other sources increased.

Shared Visions was evaluated for both process quality and program impact/child outcomes in a multi-year study ending in 2008. In the spring of 2011, the state began providing GOLD assessment training, and this assessment tool was implemented in August 2011. In the 2011-2012 school year, all *Shared Visions* programs will be required to use the GOLD assessment. During the 2011-2012 school year, the state Department of Education will complete a project to assign a unique child identification number for all children served across program auspices.

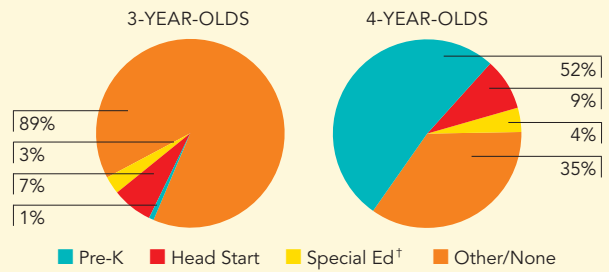
Launched in the 2007-2008 program year, SVPP expands prekindergarten access to all 4-year-olds in the state. Children do not have to be a resident of the district in which they attend preschool. The preschool funding formula provides funding for only 4-year-olds in this program, though 3- and 5-year-olds may enroll in the program using a combination of tuition, local dollars, and/or funding from other sources. While only public schools can receive funding directly through SVPP, they may subcontract with faith-based and private child care centers, as well as Head Start agencies. Programs must serve children for a minimum of 10 hours per week. The program was expanded in the 2010-2011 program year to 91 percent of districts in the state, serving more than 19,000 children.

The first two pages of this state profile document Iowa's overall contributions and commitment to state prekindergarten, including state spending and enrollment for both *Shared Visions* and the Statewide Voluntary Preschool Program. The third page focuses exclusively on the *Shared Visions* program and the final page presents specific details about the Statewide Voluntary Preschool Program.

STATE OVERVIEW

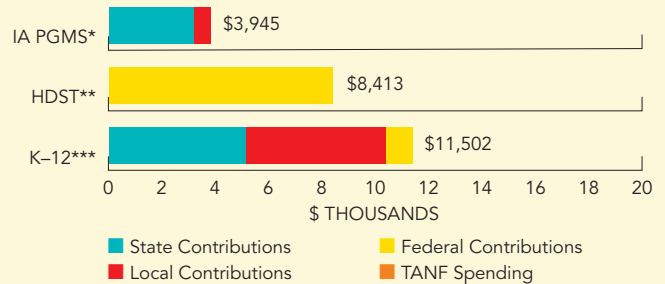
Total state program enrollment	21,852
Total state spending	\$71,718,726
State spending per child enrolled	\$3,282
All reported spending per child enrolled*	\$3,945

STATE PRE-K AND HEAD START ENROLLMENT AS PERCENTAGE OF TOTAL POPULATION



[†] This is an estimate of children in special education who are not enrolled in state-funded pre-K or Head Start.

SPENDING PER CHILD ENROLLED



* Pre-K programs may receive additional funds from federal or local sources that are not included in this figure.

** Head Start per-child spending for the 2010-2011 year includes funding from the American Recovery and Reinvestment Act (ARRA).

*** K-12 expenditures include capital spending as well as current operating expenditures.

Data are for the '10-'11 school year, unless otherwise noted.

ACCESS RANKINGS

4-YEAR-OLDS

3-YEAR-OLDS

7

18

RESOURCES RANKINGS

STATE SPENDING

ALL REPORTED SPENDING

30

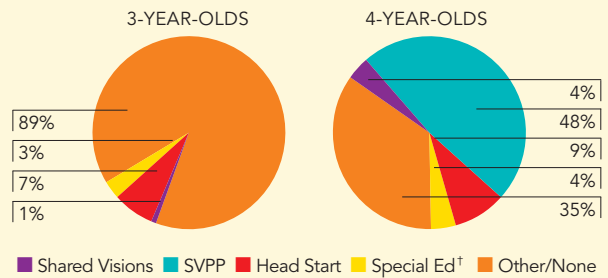
25

IOWA SHARED VISIONS

ACCESS

Total state program enrollment	2,053
School districts that offer state program	9% ¹
Income requirement	80% of children must be below 130% FPL
Hours of operation	Determined locally ²
Operating schedule	Determined locally ²
Special education enrollment	4,251
Federally funded Head Start enrollment	6,530
State-funded Head Start enrollment.....	0

STATE PRE-K AND HEAD START ENROLLMENT AS PERCENTAGE OF TOTAL POPULATION



[†] This is an estimate of children in special education who are not enrolled in state-funded pre-K or Head Start.

QUALITY STANDARDS CHECKLIST

POLICY	STATE PRE-K REQUIREMENT	BENCHMARK	DOES REQUIREMENT MEET BENCHMARK?
Early learning standards	Comprehensive	Comprehensive	<input checked="" type="checkbox"/>
Teacher degree	BA (public); AA (nonpublic) ³	BA	<input type="checkbox"/>
Teacher specialized training	Birth–grade 3 SpEd,	Specializing in pre-K	<input checked="" type="checkbox"/>
	Birth–grade 3, Pre-K–K (public); AA in ECE or CD (nonpublic) ³		
Assistant teacher degree	HSD	CDA or equivalent	<input type="checkbox"/>
Teacher in-service	6 credit hours/5 years (public);	At least 15 hours/year	<input type="checkbox"/>
	None (nonpublic) ⁴		
Maximum class size		20 or lower	<input checked="" type="checkbox"/>
3-year-olds	18 ⁵		
4-year-olds	20 ⁵		
Staff-child ratio		1:10 or better	<input checked="" type="checkbox"/>
3-year-olds	1:8		
4-year-olds	1:8		
Screening/referral.....	Vision, hearing, health, dental,	Vision, hearing, health; and	<input checked="" type="checkbox"/>
and support services	developmental; and support services ⁶	at least 1 support service	
Meals	Lunch and snack ⁷	At least 1/day	<input checked="" type="checkbox"/>
Monitoring	Other monitoring ⁸	Site visits	<input type="checkbox"/>

TOTAL BENCHMARKS MET

6

RESOURCES

Total state pre-K spending	\$7,024,552
Local match required?	Yes, 20% of total grant amount
State spending per child enrolled	\$3,422
All reported spending per child enrolled*	\$10,476

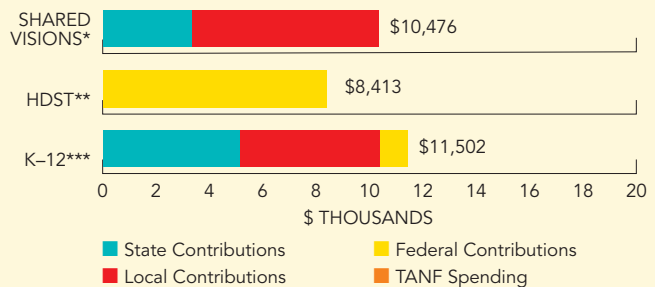
* Pre-K programs may receive additional funds from federal or local sources that are not included in this figure.

** Head Start per-child spending for the 2010-2011 year includes funding from the American Recovery and Reinvestment Act (ARRA).

*** K-12 expenditures include capital spending as well as current operating expenditures.

Data are for the '10-'11 school year, unless otherwise noted.

SPENDING PER CHILD ENROLLED



¹ In addition, 36 classrooms are offered by 13 of Iowa's 18 Head Start grantees, and 15 are offered in child care centers.

² Programs operate an average of 5 hours per day, 5 days per week, and generally operate during the academic year.

³ Teachers in nonpublic settings follow NAEYC standards, which require a minimum of an AA in ECE or CD. A small percentage of teachers in nonpublic settings may have a CDA provided they are working toward meeting the minimum requirement of an AA.

⁴ Certified teachers employed in school district programs must renew their licenses every five years, including 6 credit hours of training. Head Start grantees must follow federal Head Start requirements of 15 hours of professional development per year. There is no specific requirement for the amount of in-service training for the remaining grantees, although the year-end report indicates all lead teachers have an average of 50 hours of staff development.

⁵ Mixed classrooms with 3- and 4-year-olds must not exceed the maximum group size of 18.

⁶ Additional support services include parent conferences and/or home visits, parenting support or training, parent involvement activities, health services for children, information about nutrition, and referral to social services.

⁷ Applicants for Shared Visions funding are required through their grant applications to address meals and meet the requirements of NAEYC accreditation. The specific meals offered depend on the hours of operation, but are required by NAEYC criteria.

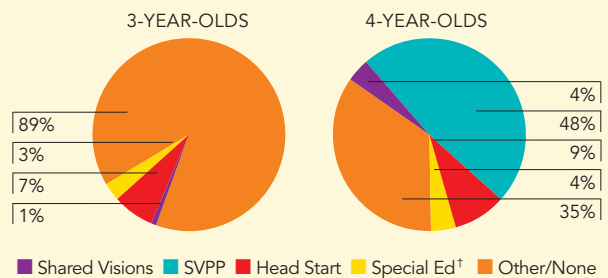
⁸ All Shared Visions programs receive a site visit by NAEYC once every five years as part of their NAEYC accreditation.

IOWA STATEWIDE VOLUNTARY PRESCHOOL PROGRAM

ACCESS

Total state program enrollment	19,799
School districts that offer state program	91%
Income requirement.....	None
Hours of operation	Part-day, 10 hours/week ¹
Operating schedule	Academic year
Special education enrollment	4,251
Federally funded Head Start enrollment	6,530
State-funded Head Start enrollment.....	0

STATE PRE-K AND HEAD START ENROLLMENT AS PERCENTAGE OF TOTAL POPULATION



[†] This is an estimate of children in special education who are not enrolled in state-funded pre-K or Head Start.

QUALITY STANDARDS CHECKLIST

POLICY	STATE PRE-K REQUIREMENT	BENCHMARK	DOES REQUIREMENT MEET BENCHMARK?	<div style="border: 1px solid black; padding: 5px; text-align: center;"> TOTAL BENCHMARKS MET 7 </div>
Early learning standards	Comprehensive	Comprehensive	<input checked="" type="checkbox"/>	
Teacher degree	BA	BA	<input checked="" type="checkbox"/>	
Teacher specialized training	Birth-grade 3 SpEd, Birth-grade 3, Pre-K-K	Specializing in pre-K	<input checked="" type="checkbox"/>	
Assistant teacher degree....	CDA or Iowa Paraeducator certificate ²	CDA or equivalent	<input type="checkbox"/>	
Teacher in-service	None ³	At least 15 hours/year	<input type="checkbox"/>	
Maximum class size		20 or lower	<input checked="" type="checkbox"/>	
3-year-olds	NA ⁴			
4-year-olds	20			
Staff-child ratio		1:10 or better	<input checked="" type="checkbox"/>	
3-year-olds	NA ⁴			
4-year-olds	1:10			
Screening/referral.....	Vision, hearing, health, dental, and support services	Vision, hearing, health; and developmental; and support services ⁵	<input checked="" type="checkbox"/>	
Meals	Snack ⁶	At least 1/day	<input type="checkbox"/>	
Monitoring	Site visits and other monitoring ⁷	Site visits	<input checked="" type="checkbox"/>	

RESOURCES

Total state pre-K spending	\$64,694,174
Local match required?	No
State spending per child enrolled	\$3,268
All reported spending per child enrolled*	\$3,268

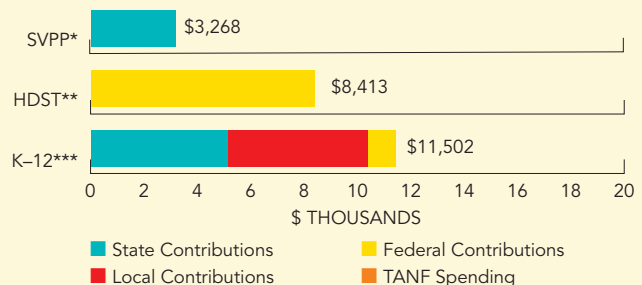
* Pre-K programs may receive additional funds from federal or local sources that are not included in this figure.

** Head Start per-child spending for the 2010-2011 year includes funding from the American Recovery and Reinvestment Act (ARRA).

*** K-12 expenditures include capital spending as well as current operating expenditures.

Data are for the '10-'11 school year, unless otherwise noted.

SPENDING PER CHILD ENROLLED



¹ Programs operate 10 hours per week, at least 3 days per week, with most operating 4 days per week. Some districts blend funding sources and work with collaborative partners to provide at least 12 hours per week.

² Assistant teachers should have either a CDA or an Iowa Paraeducator certificate. The certificate requires 90 hours of generalized education courses plus 45 hours of ECE-specific training. Assistants may be hired with only a high school diploma and must immediately enroll in a CDA program, but there is no timeline to obtain the CDA.

³ It is recommended that districts and community partners require teachers to have a minimum of 15 hours in professional development annually, but it is not required state policy that all teachers do so. Based on further clarification, this policy does not meet NIEER's requirement.

⁴ Three-year-olds do not receive state funding for the SVPP program but can be served in the program. The maximum class size for 3-year-olds is 18 and the required staff-to-child ratio is 1:9.

⁵ Support services include parent conferences and/or home visits, parenting support or training, parent involvement activities, health services for children, nutrition information, referral to social services, and transition to kindergarten activities.

⁶ Additional meals must be provided if the program is longer than 10 hours per week.

⁷ Programs are visited during their second year of operation and then again every five years.