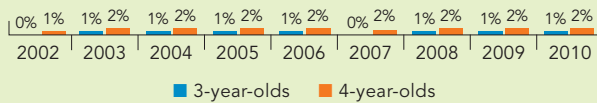
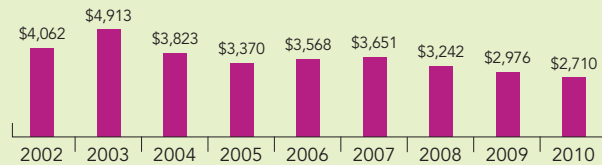


# Nevada

PERCENT OF STATE POPULATION ENROLLED



STATE SPENDING PER CHILD ENROLLED  
(2010 DOLLARS)



Nevada started its state-funded pre-K program in 2001. Originally called the Early Childhood Education Comprehensive Plan, but since renamed the Nevada State PreKindergarten Education Program, this program provides funds to establish new preschool programs and expand existing ones. Both school districts and community organizations are eligible to be grantees. The program offers preschool access to 3-, 4-, and 5-year-olds using eligibility criteria based on each program's assessment of local community needs. Four- and 5-year-olds who will be eligible for kindergarten the following year receive first priority, though children also may be eligible if they are English Language Learners, are from low-income families, or if they have an IEP.

Funding levels for grantees are determined based on needs expressed in individual grant applications. Program funding stayed the same from the 2008-2009 to 2009-2010 school years. However, through increased collaboration and blended funding streams, programs were able to serve 109 additional children.

Rather than relying on explicit program policies, the state establishes program quality through the requirements of the competitive grant application process. Through two types of evaluation, annual and longitudinal, this program has been evaluated for both process quality and program impact/child outcomes.

The program has implemented a statewide pilot project to assess the learning gains of children identified as Limited English Proficient (who represent 48.5 percent of enrollment). The project uses the Pre-LAS, a measure of oral language proficiency and pre-literacy skills. Additionally, the state conducts a longitudinal evaluation each year, with the first cohort of students now in Grade 6.

ACCESS RANKINGS	
4-YEAR-OLDS	3-YEAR-OLDS
37	21

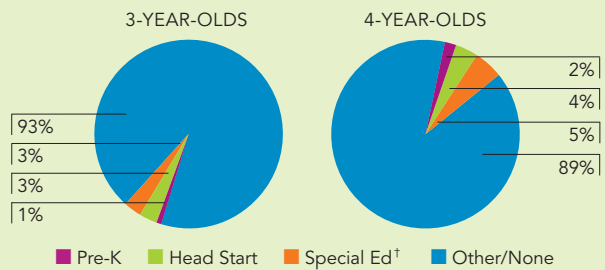
RESOURCES RANKINGS	
STATE SPENDING	ALL REPORTED SPENDING
33	36

# NEVADA STATE PREKINDERGARTEN EDUCATION PROGRAM

## ACCESS

Total state program enrollment .....	1,232
School districts that offer state program .....	59% (counties)
Income requirement .....	None <sup>1</sup>
Hours of operation .....	Determined locally <sup>2</sup>
Operating schedule .....	Academic year
Special education enrollment .....	4,045
Federally funded Head Start enrollment .....	2,909
State-funded Head Start enrollment .....	0

STATE PRE-K AND HEAD START ENROLLMENT AS PERCENTAGE OF TOTAL POPULATION



<sup>†</sup> This is an estimate of children in special education who are not enrolled in state-funded pre-K or Head Start.

## QUALITY STANDARDS CHECKLIST

POLICY	STATE PRE-K REQUIREMENT	BENCHMARK	DOES REQUIREMENT MEET BENCHMARK?	<div style="border: 1px solid black; padding: 5px; text-align: center;"> <b>TOTAL BENCHMARKS MET</b>   <span style="font-size: 2em; color: blue;">7</span> </div>
Early learning standards .....	Comprehensive	Comprehensive	<input checked="" type="checkbox"/>	
Teacher degree .....	BA <sup>3</sup>	BA	<input checked="" type="checkbox"/>	
Teacher specialized training .....	ECE license - Birth-K, Birth-Grade 2, or ECSE <sup>3</sup>	Specializing in pre-K	<input checked="" type="checkbox"/>	
Assistant teacher degree .....	HSD	CDA or equivalent	<input type="checkbox"/>	
Teacher in-service .....	6 credit hours/5 years	At least 15 hours/year	<input checked="" type="checkbox"/>	
Maximum class size .....		20 or lower	<input checked="" type="checkbox"/>	
3-year-olds .....	16			
4-year-olds .....	20			
Staff-child ratio .....		1:10 or better	<input checked="" type="checkbox"/>	
3-year-olds .....	1:8			
4-year-olds .....	1:10			
Screening/referral and support services .....	Determined locally; and support services <sup>4</sup>	Vision, hearing, health; and at least 1 support service	<input type="checkbox"/>	
Meals .....	None <sup>5</sup>	At least 1/day	<input type="checkbox"/>	
Monitoring .....	Site visits and other monitoring	Site visits	<input checked="" type="checkbox"/>	

## RESOURCES

Total state pre-K spending .....	\$3,338,875
Local match required? .....	No
State spending per child enrolled .....	\$2,710
All reported spending per child enrolled* .....	\$2,710

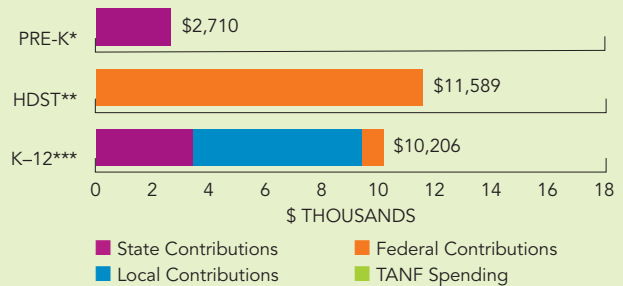
\* Pre-K programs may receive additional funds from federal or local sources that are not included in this figure.

\*\* Head Start per-child spending for the 2009-2010 year includes funding from the American Recovery and Reinvestment Act (ARRA).

\*\*\* K-12 expenditures include capital spending as well as current operating expenditures.

Data are for the '09-'10 school year, unless otherwise noted.

SPENDING PER CHILD ENROLLED



<sup>1</sup> Although there is no income requirement, programs prioritize children who are English Language Learners or who are from low-income families, among other locally determined enrollment priorities.

<sup>2</sup> Programs are required to operate a minimum of 10 hours per week. Specific operating schedules are determined locally, but programs generally operate 2-4 hours per day, 4 days per week.

<sup>3</sup> If teachers began with the program prior to 2002, they were grandfathered in. Positions deemed "difficult to fill" with the appropriate certification may develop a professional development plan that the hired teacher would follow if they do not currently have an approved certification. All new hires must be credentialed teachers, and most Classroom on Wheels classrooms now have a credentialed teacher.

<sup>4</sup> Screening and referral requirements are decided at the local level. Some districts use developmental screenings. Support services include parenting support or training, parent involvement activities, referral to social services, and other locally determined support services.

<sup>5</sup> Meals are not required, but all programs provide snack and some provide lunch based on the school's ability to support meals.