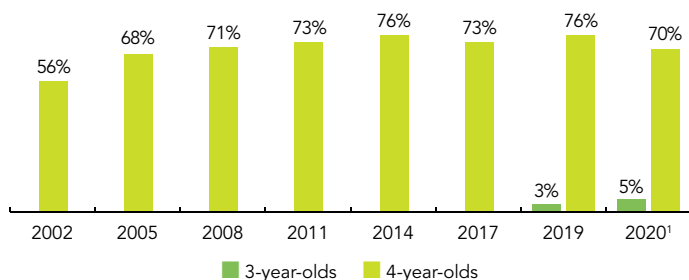
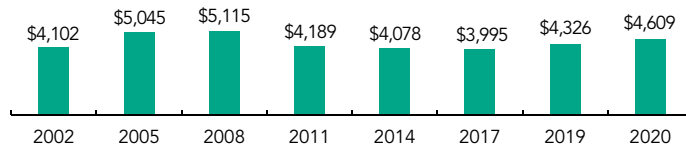


Oklahoma

PERCENT OF STATE POPULATION ENROLLED



STATE SPENDING PER CHILD ENROLLED (2020 DOLLARS)



OVERVIEW

Oklahoma preschool enrolled 42,683 preschoolers in 2019-2020, an increase of 77 from the prior year. State funding totaled \$196,744,743, up \$12,413,869 (7%), adjusted for inflation, since last year. State spending per child equaled \$4,609 in 2019-2020, up \$283 from 2018-2019, adjusted for inflation. Oklahoma met 9 of 10 quality standards benchmarks.

WHAT'S NEW

In Spring 2020, the Oklahoma State Legislature approved revisions to the Oklahoma Academic Standards for Science and Fine Arts, which both included pre-K standards and emphasized play-based learning. Also passed was legislation requiring an additional layer of support for the existing State Textbook committee to provide for grade and subject area experts in the state to conduct a more detailed review of instructional materials for grades PK-12. Facilitated by the Oklahoma State Department of Education (OSDE), a committee of expert educators are reviewing materials to establish Tier 1, 2 or 3 level instructional materials based on a robust, subject and grade level specific rubric.

On March 16th, 2020 all public schools were closed for in-person instruction by the Oklahoma State Board of Education due to the COVID-19 pandemic. On March 25th, the closure was extended through the end of the 2019-2020 school year, but all programs were required to provide remote instruction.

BACKGROUND

Oklahoma launched its Early Childhood Four-Year-Old Program in 1980, intending to serve all 4-year-olds in the state. In 1990, the program received statewide funding for 4-year-olds eligible for the federal Head Start program, but local areas could choose to serve additional 4-year-olds with local funds or tuition. In 1998, Oklahoma became the second state in the nation to provide free preschool for all 4-year-olds, with 100% of school districts providing the program.

Public school districts receive funding for the Early Childhood Four-Year-Old Program through the state school finance formula. A per pupil rate, calculated using the age of the child and the length of the program day, is used to repay districts. Most programs now are full-day, with some schools collaborating with other agencies and programs to provide extended-day services. In addition, funding for 3-year-olds is provided by the Oklahoma Early Childhood Program (OECF) through a pass-through from the state to public school districts.

Districts can support community providers by placing public school teachers in child-care centers, Head Start settings, tribal early childhood centers, universities and community-based programs. Children in these sites receive the same services as children in public school locations and are considered public school enrollees.

In 2016, Oklahoma adopted the Oklahoma Academic Standards which are vertically aligned pre-K to 12th grade standards. The Oklahoma State Department of Education is providing continuous professional development and support to help teachers and administrators successfully implement these standards to strengthen pre-K programs and provide effective instruction and learning beyond the early years.

During the 2017-2018 school year, the Integrating Professional Learning Focus was piloted in all school districts in the state. As part of this new law, all teachers are required to have individualized professional development plans and to receive coaching.

ACCESS RANKINGS		RESOURCE RANKINGS		TOTAL BENCHMARKS MET
4-YEAR-OLDS	3-YEAR-OLDS	STATE SPENDING	ALL REPORTED SPENDING	
5	18	25	9	9

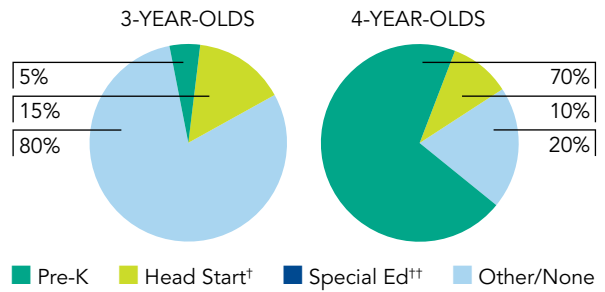
¹ New data mechanisms more accurately track the exact age of students enrolled in public pre-K. Previously, 5-year-olds enrolled in public pre-K were unable to be fully extracted from the 4-year-old count.

OKLAHOMA EARLY CHILDHOOD FOUR-YEAR-OLD PROGRAM

ACCESS

Total state pre-K enrollment	42,683
School districts that offer state program	100%
Income requirement	No income requirement
Minimum hours of operation	2.5 hours/day; 5 days/week
Operating schedule	School or academic year
Special education enrollment, ages 3 and 4	4,775
Federally funded Head Start enrollment, ages 3 and 4	12,825
State-funded Head Start enrollment, ages 3 and 4	0

PERCENT OF POPULATION ENROLLED IN PUBLIC ECE



† Some Head Start children may also be counted in state pre-K.
 †† Estimates children in special education not also enrolled in state pre-K or Head Start.

QUALITY STANDARDS CHECKLIST

POLICY	OK PRE-K REQUIREMENT	BENCHMARK	REQUIREMENT MEETS BENCHMARK?
Early learning & development standards	Comprehensive, aligned, supported, culturally sensitive	Comprehensive, aligned, supported, culturally sensitive	<input checked="" type="checkbox"/>
Curriculum supports	Approval process & supports	Approval process & supports	<input checked="" type="checkbox"/>
Teacher degree	BA	BA	<input checked="" type="checkbox"/>
Teacher specialized training	ECE	Specializing in pre-K	<input checked="" type="checkbox"/>
Assistant teacher degree	HSD	CDA or equivalent	<input type="checkbox"/>
Staff professional development	15 hours/year; PD plans; Coaching	For teachers & assistants: At least 15 hours/year; individual PD plans; coaching	<input checked="" type="checkbox"/>
Maximum class size	18 (3-year-olds); 20 (4-year-olds)	20 or lower	<input checked="" type="checkbox"/>
Staff-child ratio	1:9 (3-year-olds); 1:10 (4-year-olds)	1:10 or better	<input checked="" type="checkbox"/>
Screening & referral	Vision, hearing, immunizations	Vision, hearing & health screenings; & referral	<input checked="" type="checkbox"/>
Continuous quality improvement system	Structured classroom observations; Data used for program improvement	Structured classroom observations; data used for program improvement	<input checked="" type="checkbox"/>

9

For more information about the benchmarks, see the Executive Summary and Roadmap to State Profile Pages.

RESOURCES

Total state pre-K spending	\$196,744,743
Local match required?	No
State Head Start spending	\$1,756,905
State spending per child enrolled	\$4,609
All reported spending per child enrolled*	\$9,404

* Pre-K programs may receive additional funds from federal or local sources that are not included in this figure.

** Head Start per-child spending includes funding only for 3- and 4-year-olds.

*** K-12 expenditures include capital spending as well as current operating expenditures.

SPENDING PER CHILD ENROLLED

