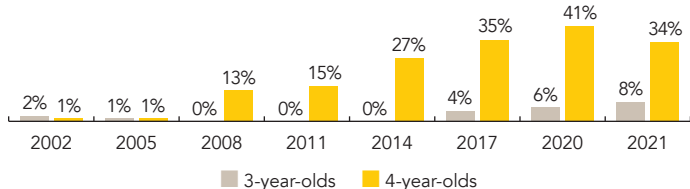
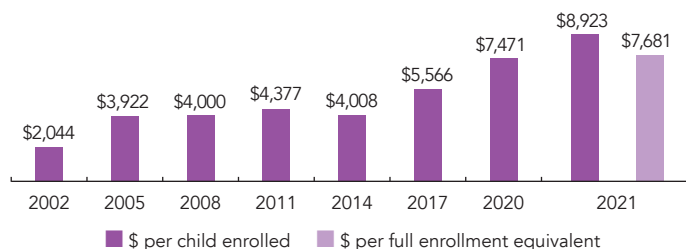


# New Mexico

PERCENT OF STATE POPULATION ENROLLED



STATE SPENDING PER CHILD ENROLLED (2021 DOLLARS)



## OVERVIEW

During the 2020-2021 school year as the COVID-19 pandemic continued, New Mexico state-funded PreK (NM PreK) enrolled 10,388 3- and 4-year-old children, a decrease of 1,679 children from the prior year. State funding for NM PreK totaled \$75,087,760, and an additional \$17,600,000 in TANF funds supported the program, up \$2,531,057 (3%), adjusted for inflation, since last year. State spending per child equaled \$8,923 in 2020-2021, up \$1,451 from 2019-2020, adjusted for inflation. New Mexico met 9 of 10 quality standards benchmarks.

## WHAT'S NEW

There was a mix of in-person and remote instruction during the 2020-2021 school year and Fall 2021. The state received \$1,729,906 in federal GEERS funds that were distributed to local programs and used to support preschool.

Due to the COVID-19 pandemic, structured classroom quality observations were conducted virtually in 2020-2021, but observational requirements returned to normal in 2021-2022.

Programs had the option to close one day a week to deep clean and sanitize due to COVID-19. While the due dates for completing child development and health screenings were more flexible during the 2020-2021 school year, the timeline was not waived for 2021-2022. The state also provided guidance to all pre-K educators on conducting child observational assessments during remote learning.

## BACKGROUND

NM PreK launched in the 2005-2006 school year with the enactment of the PreK Act. With the passage of the New Mexico Early Childhood Education and Care Act (2019), the program is now administered by the newly created Early Childhood Education and Care Department (ECECD). ECECD funds and monitors NM PreK programs provided through school districts, and those operated by community-based organizations and other eligible providers. ECECD partners with the New Mexico Public Education Department (PED) for the day-to-day operations and oversight of PreK programs in public schools. In the 2020-2021 school year, 88% of school districts offered NM PreK.

NM PreK funding is awarded through a competitive grant process, with priority given to programs in communities with public elementary schools designated as Title I. Two-thirds of enrolled children at each program site must live in the attendance zone of a Title I elementary school, though eligibility is not determined by family income.

The number of hours and days per week vary by program, with a minimum of 450 hours per year. In 2014-2015, the legislature provided limited funding for an extended-day PreK pilot to double the instructional hours to 900 per school year. In 2020-2021, almost 87% of all children enrolled were in school-day PreK. Some private or nonprofit facilities use child care subsidy dollars for wraparound care to assist parents who qualify, or to offer reduced rates for private pay. PreK programs in public schools can extend the day using operational dollars or Title I funds.

ACCESS RANKINGS	
4-YEAR-OLDS	3-YEAR-OLDS
13	11

RESOURCE RANKINGS	
STATE SPENDING	ALL REPORTED SPENDING
10	20

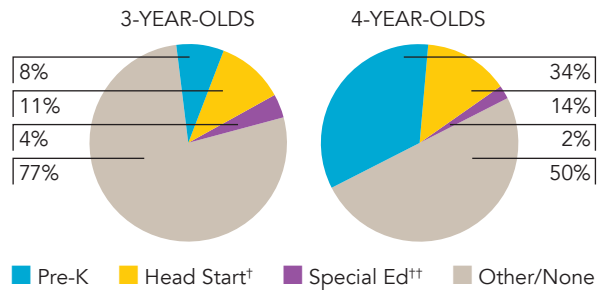
TOTAL BENCHMARKS MET
9

# NEW MEXICO PREK (4s) AND NM EARLY PREK (3s) AND NM MIXED AGE PREK (3s & 4s)

## ACCESS

Total state pre-K enrollment .....	10,388
School districts that offer state program .....	88%
Income requirement .....	No income requirement
Minimum hours of operation .....	3 hours/day
Operating schedule .....	Determined locally
Special education enrollment, ages 3 and 4 .....	3,270
Federally funded Head Start enrollment, ages 3 and 4 .....	6,295
State-funded Head Start enrollment, ages 3 and 4 .....	0

## PERCENT OF POPULATION ENROLLED IN PUBLIC ECE



† Some Head Start children may also be counted in state pre-K.  
 †† Estimates children in special education not also enrolled in state pre-K or Head Start.

## QUALITY STANDARDS CHECKLIST

POLICY	NM PRE-K REQUIREMENT	BENCHMARK	REQUIREMENT MEETS BENCHMARK?
Early learning & development standards	Comprehensive, aligned, supported, culturally sensitive	<b>Comprehensive, aligned, supported, culturally sensitive</b>	<input checked="" type="checkbox"/>
Curriculum supports	Approval process & supports	<b>Approval process &amp; supports</b>	<input checked="" type="checkbox"/>
Teacher degree	BA (public); HSD (nonpublic)	<b>BA</b>	<input type="checkbox"/>
Teacher specialized training	ECE	<b>Specializing in pre-K</b>	<input checked="" type="checkbox"/>
Assistant teacher degree	AA in ECE	<b>CDA or equivalent</b>	<input checked="" type="checkbox"/>
Staff professional development	Minimum 20 hours/year (public teachers & assistants); 24 hours/year (nonpublic teachers & assistants); PD plans; Coaching	<b>For teachers &amp; assistants: At least 15 hours/year; individual PD plans; coaching</b>	<input checked="" type="checkbox"/>
Maximum class size	16 (3-year-olds); 20 (4-year-olds)	<b>20 or lower</b>	<input checked="" type="checkbox"/>
Staff-child ratio	1:8 (3-year-olds); 1:10 (4-year-olds)	<b>1:10 or better</b>	<input checked="" type="checkbox"/>
Screening & referral	Vision, hearing, health & more	<b>Vision, hearing &amp; health screenings; &amp; referral</b>	<input checked="" type="checkbox"/>
Continuous quality improvement system	Structured classroom observations; Data used for program improvement	<b>Structured classroom observations; data used for program improvement</b>	<input checked="" type="checkbox"/>

For more information about the benchmarks, see the Executive Summary and Roadmap to State Profile Pages.

9

## RESOURCES

Total state pre-K spending .....	\$92,687,760
Local match required? .....	No
State Head Start spending .....	\$0
State spending per child enrolled .....	\$8,923
All reported spending per child enrolled* .....	\$8,923

\* Pre-K programs may receive additional funds from federal or local sources that are not included in this figure.  
 \*\* Head Start per-child spending includes funding only for 3- and 4-year-olds.  
 \*\*\* K-12 expenditures include capital spending as well as current operating expenditures.

## SPENDING PER CHILD ENROLLED

