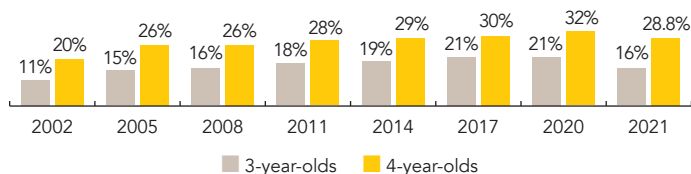
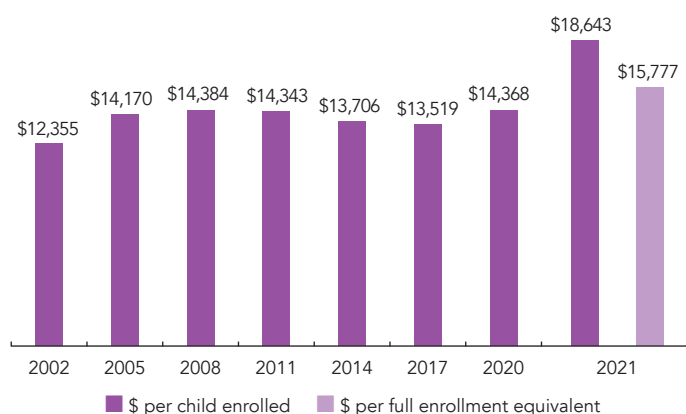


New Jersey

PERCENT OF STATE POPULATION ENROLLED



STATE SPENDING PER CHILD ENROLLED (2021 DOLLARS)



OVERVIEW

During the 2020-2021 school year, as the COVID-19 pandemic continued, New Jersey preschool programs enrolled 46,895 children, a decrease of 8,518 children from the prior year. State funding totaled \$874,274,717, up \$78,127,692 (10%), adjusted for inflation, since last year. State spending per child equaled \$18,643 in 2020-2021, up \$4,276 from 2019-2020, adjusted for inflation. New Jersey's programs met 8 of 10 quality standards benchmarks.

WHAT'S NEW

Governor Murphy allocated \$26 million in new funding for preschool expansion during the 2020-2021 school year, marking the fourth year in a row of increased funding for state preschool. The NJ Department of Education (DOE) led two competitions to award school districts with funding to serve more children in high-quality, full-day preschool programs. Increased funding was also allocated to maintain the prior year expansion and provide a cost of living increase for all other existing preschool slots. Despite the increase in funding, overall enrollment decreased due to the pandemic.

At the end of the 2020-2021 school year, all school districts were operating under a hybrid model of in-person and virtual school. However, the state required all school districts to open for in-person instruction by the start of the 2021-2022 school year.

BACKGROUND

New Jersey funds three preschool programs. The largest and most intensive of the programs, formerly known as the Abbott Preschool Program and now referred to as the state's Preschool Expansion program, served 44,815 children in 156 districts during the 2019-2020 school year. These numbers include the original 31 Abbott districts as well as districts more recently approved to expand their preschool programs to meet Abbott standards. The NJ DOE funds eligible districts to provide a full-day program to all 3- and 4-year-olds who live in those districts and choose to enroll. Private child-care centers or Head Start programs that meet state standards may contract with districts to deliver services.

The non-Abbott Early Childhood Program Aid (ECPA) program operates in districts where 20% to 40% of children met the criteria for free or reduced-price lunch when the program was established in the late 1990's. New Jersey's third program, formerly known as the Early Launch to Learning Initiative (ELLI), was established in 2004 as part of an effort to expand access to high-quality pre-K education to all 4-year-olds in low-income households across the state. There is some overlap between districts in the ECPA and ELLI programs, and some of these districts have recently elected to expand their programs in line with the former Abbott program.

Now that the original federal Preschool Development Grant (PDG) has phased out, New Jersey is using state funding to support former grant slots and further increase access in those districts.

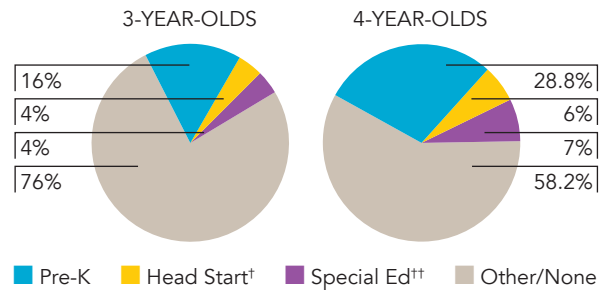
New Jersey's overall support for state-funded preschool, including enrollment and funding for Abbott/Preschool Expansion, ECPA, and ELLI, is depicted in the first two pages of this state profile. The third page focuses solely on Abbott/Preschool Expansion, the fourth page provides information on ECPA, and the fifth on ELLI.

NEW JERSEY STATE OVERVIEW

ACCESS

Total state pre-K enrollment	46,895
Special education enrollment, ages 3 and 4	12,501
Federally funded Head Start enrollment, ages 3 and 4	11,318
State-funded Head Start enrollment, ages 3 and 4.....	0

PERCENT OF POPULATION ENROLLED IN PUBLIC ECE

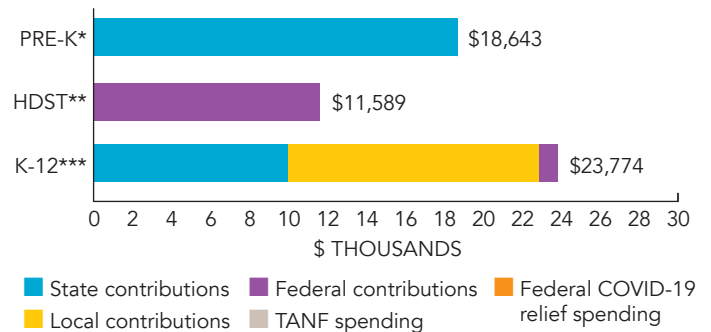


† Some Head Start children may also be counted in state pre-K.
 †† Estimates children in special education not also enrolled in state pre-K or Head Start.

RESOURCES

Total state pre-K spending	\$874,274,717
State Head Start spending	\$0
State spending per child enrolled	\$18,643
All reported spending per child enrolled*	\$18,643

SPENDING PER CHILD ENROLLED



* Pre-K programs may receive additional funds from federal or local sources that are not included in this figure.
 ** Head Start per-child spending includes funding only for 3- and 4-year-olds.
 *** K-12 expenditures include capital spending as well as current operating expenditures.

ACCESS RANKINGS	
4-YEAR-OLDS	3-YEAR-OLDS
20	5

RESOURCE RANKINGS	
STATE SPENDING	ALL REPORTED SPENDING
2	2

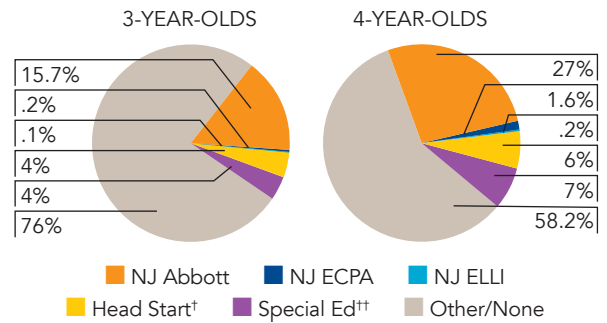
TOTAL BENCHMARKS MET
8

NEW JERSEY PRESCHOOL EXPANSION PROGRAM (FORMER ABBOTT PRESCHOOL PROGRAM)

ACCESS

Total state pre-K enrollment.....	44,815
School districts that offer state program.....	26%
Income requirement.....	No income requirement
Minimum hours of operation.....	6 hours/day; 5 days/week
Operating schedule.....	School or academic year

PERCENT OF POPULATION ENROLLED IN PUBLIC ECE



† Some Head Start children may also be counted in state pre-K.
 †† Estimates children in special education not also enrolled in state pre-K or Head Start.

QUALITY STANDARDS CHECKLIST

POLICY	NJ ABBOTT REQUIREMENT	BENCHMARK	REQUIREMENT MEETS BENCHMARK?
Early learning & development standards	Comprehensive, aligned, supported, culturally sensitive	Comprehensive, aligned, supported, culturally sensitive	<input checked="" type="checkbox"/>
Curriculum supports	Approval process & supports	Approval process & supports	<input checked="" type="checkbox"/>
Teacher degree	BA	BA	<input checked="" type="checkbox"/>
Teacher specialized training	ECE	Specializing in pre-K	<input checked="" type="checkbox"/>
Assistant teacher degree	HSD	CDA or equivalent	<input type="checkbox"/>
Staff professional development	100 hours/5 years; PD plans (teachers only); Coaching	For teachers & assistants: At least 15 hours/year; individual PD plans; coaching	<input type="checkbox"/>
Maximum class size	15 (3- & 4-year-olds)	20 or lower	<input checked="" type="checkbox"/>
Staff-child ratio	2:15 (3- & 4-year-olds)	1:10 or better	<input checked="" type="checkbox"/>
Screening & referral	Vision, hearing, health & more	Vision, hearing & health screenings; & referral	<input checked="" type="checkbox"/>
Continuous quality improvement system	Structured classroom observations; Data used for program improvement	Structured classroom observations; data used for program improvement	<input checked="" type="checkbox"/>

For more information about the benchmarks, see the Executive Summary and Roadmap to State Profile Pages.



RESOURCES

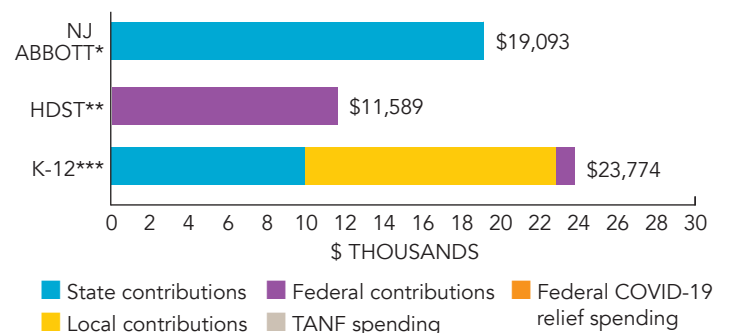
Total state pre-K spending	\$855,660,144
Local match required?.....	No
State spending per child enrolled	\$19,093
All reported spending per child enrolled*	\$19,093

* Pre-K programs may receive additional funds from federal or local sources that are not included in this figure.

** Head Start per-child spending includes funding only for 3- and 4-year-olds.

*** K-12 expenditures include capital spending as well as current operating expenditures.

SPENDING PER CHILD ENROLLED

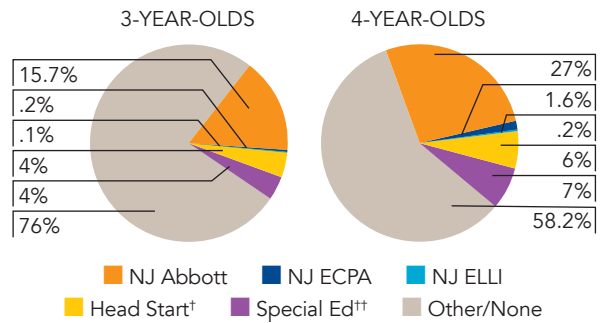


NEW JERSEY FORMER NON-ABBOTT EARLY CHILDHOOD PROGRAM AID (ECPA)

ACCESS

Total state pre-K enrollment.....	1,852
School districts that offer state program.....	6%
Income requirement.....	No income requirement
Minimum hours of operation.....	2.5 hours/day; 5 days/week
Operating schedule.....	School or academic year

PERCENT OF POPULATION ENROLLED IN PUBLIC ECE



† Some Head Start children may also be counted in state pre-K.
 ** Estimates children in special education not also enrolled in state pre-K or Head Start.

QUALITY STANDARDS CHECKLIST

POLICY	NJ ECPA REQUIREMENT	BENCHMARK	REQUIREMENT MEETS BENCHMARK?
Early learning & development standards	Comprehensive, aligned, supported, culturally sensitive	Comprehensive, aligned, supported, culturally sensitive	<input checked="" type="checkbox"/>
Curriculum supports	Approval process & supports	Approval process & supports	<input checked="" type="checkbox"/>
Teacher degree	BA	BA	<input checked="" type="checkbox"/>
Teacher specialized training	ECE	Specializing in pre-K	<input checked="" type="checkbox"/>
Assistant teacher degree	HSD	CDA or equivalent	<input type="checkbox"/>
Staff professional development	100 hours/5 years; PD plans (teachers only); Coaching	For teachers & assistants: At least 15 hours/year; individual PD plans; coaching	<input type="checkbox"/>
Maximum class size	18 (3- & 4-year-olds)	20 or lower	<input checked="" type="checkbox"/>
Staff-child ratio	1:9 (3- & 4-year-olds)	1:10 or better	<input checked="" type="checkbox"/>
Screening & referral	Vision, hearing, health & more	Vision, hearing & health screenings; & referral	<input checked="" type="checkbox"/>
Continuous quality improvement system	Structured classroom observations; Data used for program improvement	Structured classroom observations; data used for program improvement	<input checked="" type="checkbox"/>

For more information about the benchmarks, see the Executive Summary and Roadmap to State Profile Pages.



RESOURCES

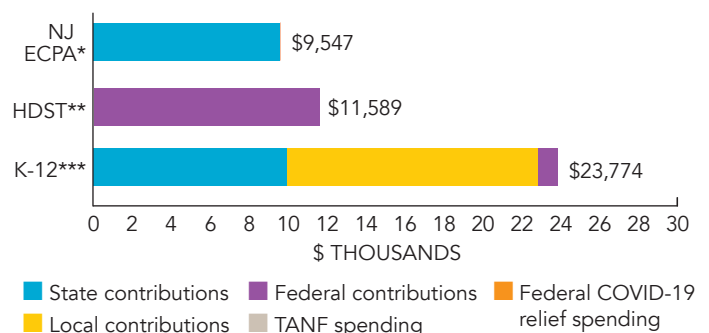
Total state pre-K spending	\$17,680,673
Local match required?.....	No
State spending per child enrolled	\$9,547
All reported spending per child enrolled*	\$9,547

* Pre-K programs may receive additional funds from federal or local sources that are not included in this figure.

** Head Start per-child spending includes funding only for 3- and 4-year-olds.

*** K-12 expenditures include capital spending as well as current operating expenditures.

SPENDING PER CHILD ENROLLED

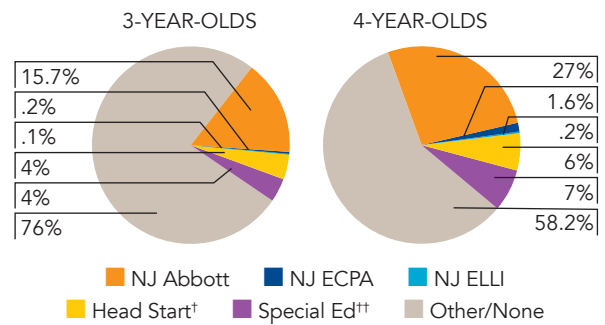


NEW JERSEY FORMER EARLY LAUNCH TO LEARNING INITIATIVE (ELLI)

ACCESS

Total state pre-K enrollment.....	228
School districts that offer state program.....	1%
Income requirement.....	185% FPL
Minimum hours of operation.....	2.5 hours/day; 5 days/week
Operating schedule.....	School or academic year

PERCENT OF POPULATION ENROLLED IN PUBLIC ECE



† Some Head Start children may also be counted in state pre-K.
 †† Estimates children in special education not also enrolled in state pre-K or Head Start.

QUALITY STANDARDS CHECKLIST

POLICY	NJ ELLI REQUIREMENT	BENCHMARK	REQUIREMENT MEETS BENCHMARK?
Early learning & development standards	Comprehensive, aligned, supported, culturally sensitive	Comprehensive, aligned, supported, culturally sensitive	<input checked="" type="checkbox"/>
Curriculum supports	Approval process & supports	Approval process & supports	<input checked="" type="checkbox"/>
Teacher degree	BA	BA	<input checked="" type="checkbox"/>
Teacher specialized training	ECE	Specializing in pre-K	<input checked="" type="checkbox"/>
Assistant teacher degree	HSD	CDA or equivalent	<input type="checkbox"/>
Staff professional development	100 hours/5 years; PD plans (teachers only); Coaching	For teachers & assistants: At least 15 hours/year; individual PD plans; coaching	<input type="checkbox"/>
Maximum class size	20 (4-year-olds)	20 or lower	<input checked="" type="checkbox"/>
Staff-child ratio	1:10 (4-year-olds)	1:10 or better	<input checked="" type="checkbox"/>
Screening & referral	Vision, hearing, health & more	Vision, hearing & health screenings; & referral	<input checked="" type="checkbox"/>
Continuous quality improvement system	Structured classroom observations; Data used for program improvement	Structured classroom observations; data used for program improvement	<input checked="" type="checkbox"/>

For more information about the benchmarks, see the Executive Summary and Roadmap to State Profile Pages.



RESOURCES

Total state pre-K spending	\$933,900
Local match required?.....	No
State spending per child enrolled	\$4,096
All reported spending per child enrolled*	\$4,096

* Pre-K programs may receive additional funds from federal or local sources that are not included in this figure.

** Head Start per-child spending includes funding only for 3- and 4-year-olds.

*** K-12 expenditures include capital spending as well as current operating expenditures.

SPENDING PER CHILD ENROLLED

