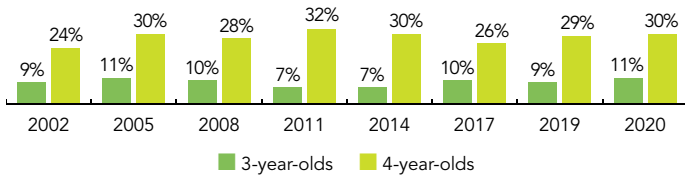
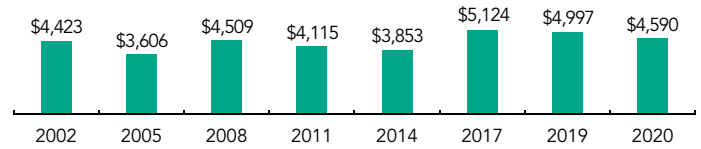


Kentucky

PERCENT OF STATE POPULATION ENROLLED



STATE SPENDING PER CHILD ENROLLED (2020 DOLLARS)



OVERVIEW

Kentucky preschool enrolled 22,887 children in 2019-2020, an increase of 1,536 children from the prior year. State funding totaled \$105,053,167, down \$1,641,927 (2%), adjusted for inflation, since last year. State spending per child equaled \$4,590 in 2019-2020, down \$407 from 2018-2019, adjusted for inflation. Kentucky met 8 of 10 quality standards benchmarks.

WHAT'S NEW

Beginning in 2019-2020, Kentucky adopted new procedures for evaluating state-funded preschool programs on an annual application process. In March 2020, Governor Beshear recommended all public and private schools close to help control the spread of COVID-19 across Kentucky. All public school districts made the decision to do so, including state-funded preschool programs.

BACKGROUND

The Kentucky Preschool Program (KPP), launched in 1990, is available to 4-year-olds from low-income families, as well as 3- and 4-year olds with disabilities. KPP programs operate either half- or full-day, for at least 2.5 hours per day, four or five days per week. Income eligibility increased from 150% to 160% of FPL beginning with the 2015-2016 school year. Children who do not meet state eligibility requirements may still participate, depending on space availability, although they are funded either by the school district or tuition rather than state dollars.

KPP is administered by the Kentucky Department of Education (KDE), Office of Special Education and Early Learning, Division of IDEA Implementation and Preschool, School Readiness Branch. Funds are distributed to school districts through a funding formula. Each of Kentucky's 171 school districts offered KPP services in 2019-2020. School districts may subcontract with private child care centers, Head Start programs, and special education providers to offer preschool services.

The KDE launched a grant program in 2016-2017 to encourage cooperative public/private partnerships between public school districts and child care providers to increase the number of Child Care Assistance Program (CCAP) eligible preschool children served in high-quality, full-day programs. High-quality is defined as achievement of three or more STARS in the state's QRIS. All early childhood programs that receive public funds, including KPP, participate in the Kentucky All STARS quality rating system. In 2019-2020, the ECERS-3 was used to evaluate preschool classrooms.

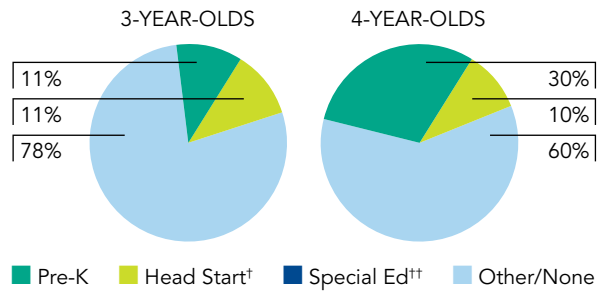
ACCESS RANKINGS		RESOURCE RANKINGS		TOTAL BENCHMARKS MET
4-YEAR-OLDS	3-YEAR-OLDS	STATE SPENDING	ALL REPORTED SPENDING	
23	10	26	17	8

KENTUCKY PRESCHOOL PROGRAM

ACCESS

Total state pre-K enrollment	22,887
School districts that offer state program	100%
Income requirement	160% FPL
Minimum hours of operation	2.5 hours/day
Operating schedule	School or academic year
Special education enrollment, ages 3 and 4	10,497
Federally funded Head Start enrollment, ages 3 and 4	12,504
State-funded Head Start enrollment, ages 3 and 4	0

PERCENT OF POPULATION ENROLLED IN PUBLIC ECE



† Estimates children in Head Start not also enrolled in state pre-K.
 †† Estimates children in special education not also enrolled in state pre-K or Head Start.

QUALITY STANDARDS CHECKLIST

POLICY	KY PRE-K REQUIREMENT	BENCHMARK	REQUIREMENT MEETS BENCHMARK?
Early learning & development standards	Comprehensive, aligned, supported, culturally sensitive	Comprehensive, aligned, supported, culturally sensitive	<input checked="" type="checkbox"/>
Curriculum supports	Approval process & supports	Approval process & supports	<input checked="" type="checkbox"/>
Teacher degree	BA	BA	<input checked="" type="checkbox"/>
Teacher specialized training	ECE, CD, ECE SpEd	Specializing in pre-K	<input checked="" type="checkbox"/>
Assistant teacher degree	HSD	CDA or equivalent	<input type="checkbox"/>
Staff professional development	24 hours/year (teachers); 18 hours/year (assistants); PD plans (public teachers only); Coaching (certified teachers)	For teachers & assistants: At least 15 hours/year; individual PD plans; coaching	<input type="checkbox"/>
Maximum class size	20 (3- & 4-year-olds)	20 or lower	<input checked="" type="checkbox"/>
Staff-child ratio	1:10 (3- & 4-year-olds)	1:10 or better	<input checked="" type="checkbox"/>
Screening & referral	Vision, hearing, health & more	Vision, hearing & health screenings; & referral	<input checked="" type="checkbox"/>
Continuous quality improvement system	Structured classroom observations; Data used for program improvement	Structured classroom observations; data used for program improvement	<input checked="" type="checkbox"/>

For more information about the benchmarks, see the Executive Summary and Roadmap to State Profile Pages.

8

RESOURCES

Total state pre-K spending	\$105,053,167
Local match required?	No
State Head Start spending	\$0
State spending per child enrolled	\$4,590
All reported spending per child enrolled*	\$8,151

* Pre-K programs may receive additional funds from federal or local sources that are not included in this figure.

** Head Start per-child spending includes funding only for 3- and 4-year-olds.

*** K-12 expenditures include capital spending as well as current operating expenditures.

SPENDING PER CHILD ENROLLED

