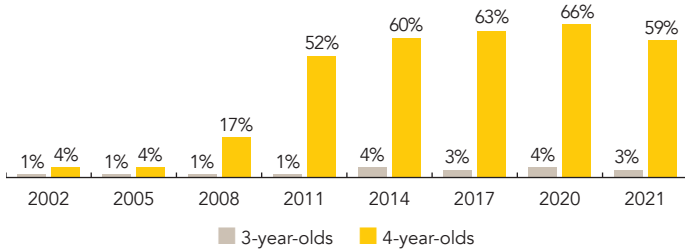
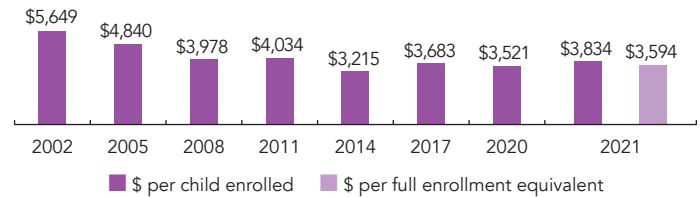


Iowa

PERCENT OF STATE POPULATION ENROLLED



STATE SPENDING PER CHILD ENROLLED (2021 DOLLARS)



OVERVIEW

During the 2020-2021 school year, as the COVID-19 pandemic continued, Iowa preschool programs enrolled 25,095 children, a decrease of 3,358 children from the prior year. State funding totaled \$91,763,127, down \$3,972,127 (4%), adjusted for inflation, since last year. State spending per child equaled \$3,834 in 2020-2021, up \$314 from 2019-2020, adjusted for inflation. Iowa met an average of 7 of 10 quality standards benchmarks.

WHAT'S NEW

There was a mix of in-person and remote instruction during the 2020-2021 school year, but all programs were physically open in Fall 2021. Virtual services were provided to medically fragile children to prevent exposure during periods of high positivity rates. The need for family engagement increased as more services were delivered remotely. District preschool programs could access ESSER funding to expand summer programs.

During the last legislative session, the Iowa general assembly granted authority for the School Budget Review Committee to award funding to districts that would experience an increase in Statewide Voluntary Preschool Program (SWVPP) enrollment in the 2021-2022 school year after the decrease in 2020-2021 due to parents keeping children home during the COVID-19 pandemic. The 2020-2021 school year was the first year of a new competitive 5-year grant cycle for Shared Visions Preschool programs. Applicants could select from one of three program standards: NAEYC Accreditation, Head Start Program Performance Standards, or Iowa Quality Preschool Program Standards — a change from past years when all grantees had to be NAEYC Accredited.

BACKGROUND

Iowa has two state-funded preschool programs: Shared Visions and the Statewide Voluntary Preschool Program (SWVPP). The Shared Visions program has provided services to 3-, 4-, and 5-year-olds since 1989 through competitive grants to public schools, licensed non-profit childcare centers, other public non-profit agencies, and Head Start. Shared Visions serves children in part-, school-, or extended-day programs.

Iowa began the SWVPP in 2007 to increase 4-year-olds' access to preschool. All 4-year-olds in the state are eligible to attend SWVPP. Funding for the SWVPP is based on the state funding formula in which 4-year-olds are funded at 50% of the K-12 state aid amount. SWVPP classrooms operate at least 10 hours per week and programs may collaborate with Head Start, other preschool programs, or childcare programs to provide the SWVPP and/or offer full-day services.

Both SWVPP and Shared Visions have undergone formal evaluations. As part of the state longitudinal data system, all children enrolled in either program and received a unique state identification number.

An important difference between the two state-funded preschool programs pertains to child eligibility. Shared Visions is a targeted program where at least 80% of children are required to meet income eligibility guidelines (family income at or below 130% FPL). Children can also qualify for the program based on other risk factors but may be required to pay a fee based on a sliding scale. Services within this program are provided in 29 of Iowa's 99 counties through 49 awarded grants. Programming is offered in 23 school district locations (through 16 school districts), representing less than 5% of school districts. In addition, services are provided in 26 other community-based locations, representing 11 organizations. In contrast, SWVPP, is available in 98% of school districts and all resident children who turn 4 by September 15th are eligible to attend.

Shared Visions lead teachers are required to meet the educational qualifications as outlined in the program standards selected within the awarded application. While requirements within selected program standards vary, 77% of lead teachers hold a BA degree or higher in early childhood, child development, or a related field, while another 20% hold an AA degree in early childhood or a related field. All SWVPP lead teachers must have at least a BA and an Iowa teaching license with an early childhood endorsement.

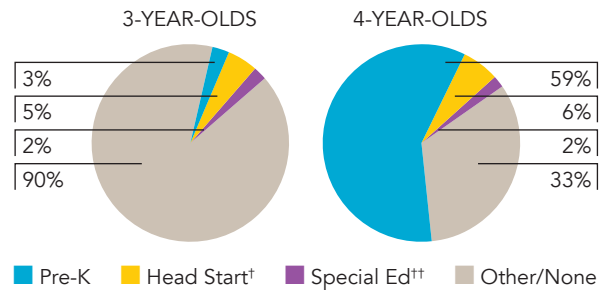
Iowa's overall support for state-funded preschool, including enrollment and funding for Shared Visions and SWVPP, is depicted in the first two pages of this state profile. The third page focuses on Shared Visions and the fourth page provides information on SWVPP.

IOWA STATE OVERVIEW

ACCESS

Total state pre-K enrollment	25,095
Special education enrollment, ages 3 and 4	3,619
Federally funded Head Start enrollment, ages 3 and 4	5,445
State-funded Head Start enrollment, ages 3 and 4.....	0

PERCENT OF POPULATION ENROLLED IN PUBLIC ECE

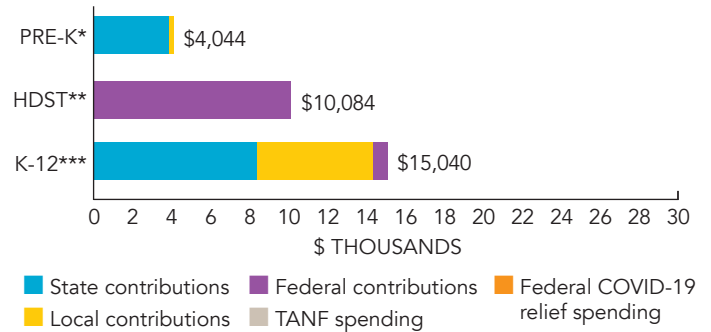


† Estimates children in Head Start not also enrolled in state pre-K.
 †† Estimates children in special education not also enrolled in state pre-K or Head Start.

RESOURCES

Total state pre-K spending	\$91,763,127
State Head Start spending	\$0
State spending per child enrolled	\$3,834
All reported spending per child enrolled*	\$4,044

SPENDING PER CHILD ENROLLED



* Pre-K programs may receive additional funds from federal or local sources that are not included in this figure.
 ** Head Start per-child spending includes funding only for 3- and 4-year-olds.
 *** K-12 expenditures include capital spending as well as current operating expenditures.

ACCESS RANKINGS	
4-YEAR-OLDS	3-YEAR-OLDS
3	22

RESOURCE RANKINGS	
STATE SPENDING	ALL REPORTED SPENDING
36	40

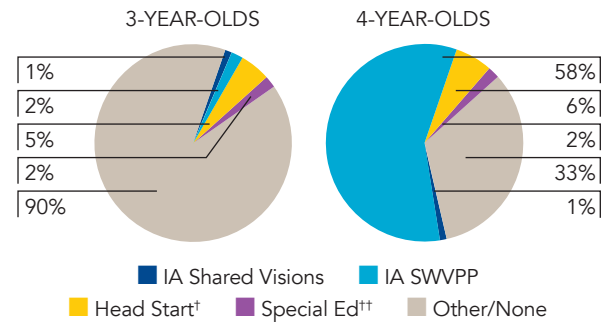
TOTAL BENCHMARKS MET
7

IOWA SHARED VISIONS

ACCESS

Total state pre-K enrollment	876
School districts that offer state program	29% (counties)
Income requirement	130% FPL
Minimum hours of operation	Determined locally
Operating schedule	Determined locally

PERCENT OF POPULATION ENROLLED IN PUBLIC ECE



† Estimates children in Head Start not also enrolled in state pre-K.
 †† Estimates children in special education not also enrolled in state pre-K or Head Start.

QUALITY STANDARDS CHECKLIST

POLICY	IA SHARED VISIONS REQUIREMENT	BENCHMARK	REQUIREMENT MEETS BENCHMARK?
Early learning & development standards	Comprehensive, aligned, supported, culturally sensitive	Comprehensive, aligned, supported, culturally sensitive	<input checked="" type="checkbox"/>
Curriculum supports	Approval process & supports	Approval process & supports	<input checked="" type="checkbox"/>
Teacher degree	BA (public); AA (nonpublic)	BA	<input type="checkbox"/>
Teacher specialized training	ECE, CD	Specializing in pre-K	<input checked="" type="checkbox"/>
Assistant teacher degree	HSD	CDA or equivalent	<input type="checkbox"/>
Staff professional development	PD hours based on program standards; PD plans; Coaching (teachers with an active teaching license only)	For teachers & assistants: At least 15 hours/year; individual PD plans; coaching	<input type="checkbox"/>
Maximum class size	20 (3- & 4-year-olds)	20 or lower	<input checked="" type="checkbox"/>
Staff-child ratio	1:8 (3- & 4-year-olds)	1:10 or better	<input checked="" type="checkbox"/>
Screening & referral	Vision, hearing, health & more	Vision, hearing & health screenings; & referral	<input checked="" type="checkbox"/>
Continuous quality improvement system	Structured classroom observations (every 5 years and determined locally); Data used for program improvement	Structured classroom observations; data used for program improvement	<input type="checkbox"/>

For more information about the benchmarks, see the Executive Summary and Roadmap to State Profile Pages.

6

RESOURCES

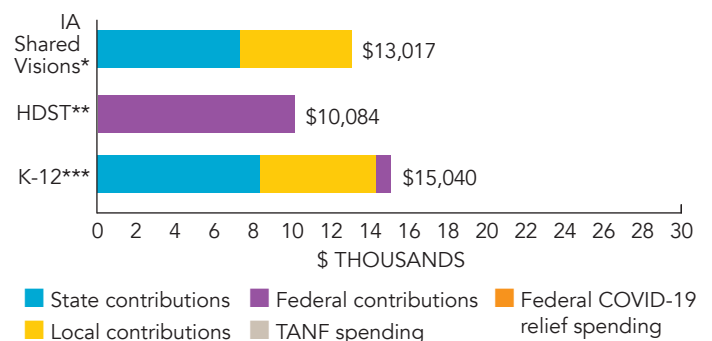
Total state pre-K spending	\$6,391,823
Local match required?	Yes
State spending per child enrolled	\$7,297
All reported spending per child enrolled*	\$13,017

* Pre-K programs may receive additional funds from federal or local sources that are not included in this figure.

** Head Start per-child spending includes funding only for 3- and 4-year-olds.

*** K-12 expenditures include capital spending as well as current operating expenditures.

SPENDING PER CHILD ENROLLED

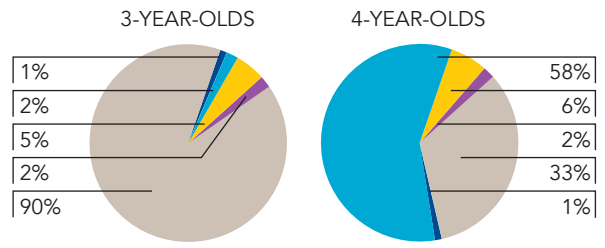


IOWA STATEWIDE VOLUNTARY PRESCHOOL PROGRAM

ACCESS

Total state pre-K enrollment	24,219
School districts that offer state program	98%
Income requirement	No income requirement
Minimum hours of operation	10 hours/week
Operating schedule	Determined locally

PERCENT OF POPULATION ENROLLED IN PUBLIC ECE



■ IA Shared Visions ■ IA SWPPP
■ Head Start[†] ■ Special Ed^{††} ■ Other/None
[†] Estimates children in Head Start not also enrolled in state pre-K.
^{††} Estimates children in special education not also enrolled in state pre-K or Head Start.

QUALITY STANDARDS CHECKLIST

POLICY	IA SWPPP REQUIREMENT	BENCHMARK	REQUIREMENT MEETS BENCHMARK?
Early learning & development standards	Comprehensive, aligned, supported, culturally sensitive	Comprehensive, aligned, supported, culturally sensitive	<input checked="" type="checkbox"/>
Curriculum supports	Approval process & supports	Approval process & supports	<input checked="" type="checkbox"/>
Teacher degree	BA	BA	<input checked="" type="checkbox"/>
Teacher specialized training	ECE	Specializing in pre-K	<input checked="" type="checkbox"/>
Assistant teacher degree	HSD	CDA or equivalent	<input type="checkbox"/>
Staff professional development	15 hours/year recommended (teachers only); PD plans; Coaching (public only)	For teachers & assistants: At least 15 hours/year; individual PD plans; coaching	<input type="checkbox"/>
Maximum class size	20 (3- & 4-year-olds)	20 or lower	<input checked="" type="checkbox"/>
Staff-child ratio	1:10 (3- & 4-year-olds)	1:10 or better	<input checked="" type="checkbox"/>
Screening & referral	Vision, hearing, health & more	Vision, hearing & health screenings; & referral	<input checked="" type="checkbox"/>
Continuous quality improvement system	Structured classroom observations; Data used for program improvement at the local level only	Structured classroom observations; data used for program improvement	<input type="checkbox"/>

For more information about the benchmarks, see the Executive Summary and Roadmap to State Profile Pages.

7

RESOURCES

Total state pre-K spending	\$85,371,304
Local match required?	No
State spending per child enrolled	\$3,703
All reported spending per child enrolled*	\$3,703

* Pre-K programs may receive additional funds from federal or local sources that are not included in this figure.
 ** Head Start per-child spending includes funding only for 3- and 4-year-olds.
 *** K-12 expenditures include capital spending as well as current operating expenditures.

SPENDING PER CHILD ENROLLED

