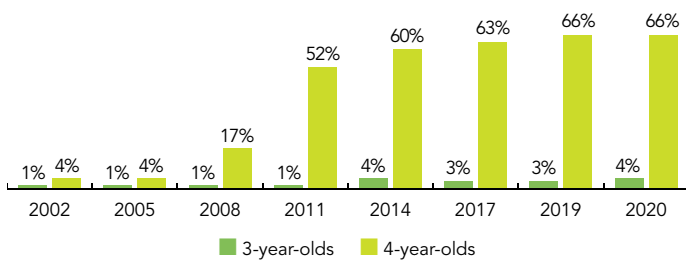
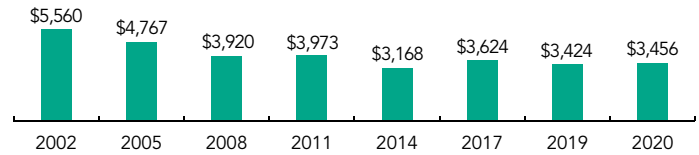


Iowa

PERCENT OF STATE POPULATION ENROLLED



STATE SPENDING PER CHILD ENROLLED (2020 DOLLARS)



OVERVIEW

Iowa preschool programs enrolled 28,453 children in 2019-2020, an increase of 444 children from the prior year. State funding totaled \$93,970,519, up \$2,911,426 (3%), adjusted for inflation, since last year. State spending per child equaled \$3,456 in 2019-2020, up \$32 from 2018-2019, adjusted for inflation. Iowa met an average of 7.9 of 10 quality standards benchmarks.

WHAT'S NEW

In March 2020, state-funded preschool programs located in public schools closed due to the COVID-19 pandemic. Some programs housed in nonpublic schools remained open to provide services. Programs reopened based on the Governor's proclamation, local and state public health guidance, local COVID-19 transmission rates, and their locally required Return-to-Learn Plan.

BACKGROUND

Iowa has two state-funded preschool programs: Shared Visions and the Statewide Voluntary Preschool Program (SWVPP). The Shared Visions program has provided services to 3-, 4-, and 5-year-olds since 1989 through competitive grants to public schools, licensed non-profit child care centers, other public non-profit agencies, and Head Start. Shared Visions serves children in part-, school-, or extended-day programs, and all programs are required to meet NAEYC standards.

In 2007, Iowa began the SWVPP to increase 4-year-olds' access to preschool. All 4-year-olds in the state are eligible to attend SWVPP. Funding for the SWVPP is based on a school funding formula in which 4-year-olds are funded at 50% of the K-12 student aid amount. SWVPP classrooms operate at least 10 hours per week and programs may collaborate with Head Start, other preschool programs, or child care programs to provide the SWVPP and/or offer full-day services.

Both SWVPP and Shared Visions have undergone formal evaluations and an additional evaluation is currently underway for the SWVPP. Internal evaluations are completed annually for the SWVPP. Additionally, as part of the state longitudinal data system, all children enrolled in both programs receive a unique state identification number. Beginning in the 2016-2017 school year, the Differentiated Accountability Model was scaled statewide to offer universal, supplemental, or intensive supports. Supports for preschool were available to those interested, but not required.

An important difference between the two state-funded preschool programs concerns child eligibility. Shared Visions is a targeted program where at least 80% of children are required to meet income eligibility guidelines (family income at or below 130% FPL). Children can also qualify for the program based on other risk factors but may be required to pay a fee based on a sliding scale. Services within this program are provided in 31 locations (through 32 grants), representing less than 7% of school districts. In addition, services are provided in 34 other community-based locations, representing 16 organizations (through 35 grants). In contrast, SWVPP is available in 98% of school districts and all children in the state who turn 4 by September 15 are eligible to attend.

Shared Visions lead teachers are required to have at least a BA degree if they are employed by public schools. Lead teachers employed by nonpublic settings follow NAEYC standards which require at least 75% to have a BA in ECE or a related field. The other teachers are required to have at least an AA degree in ECE or CD. All SWVPP lead teachers must have at least a BA and an Iowa teaching license with an early childhood endorsement.

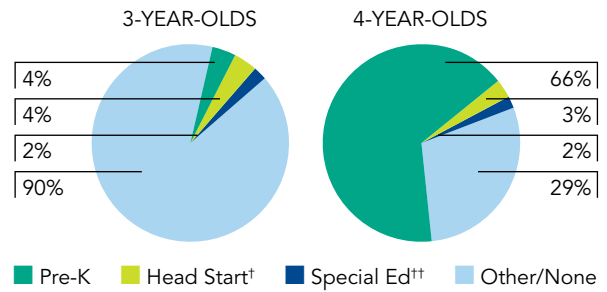
Iowa's overall support for state-funded preschool, including enrollment and funding for both Shared Visions and SWVPP, is depicted in the first two pages of this state profile. The third page focuses solely on Shared Visions and the fourth page provides information on SWVPP.

IOWA STATE OVERVIEW

ACCESS

Total state pre-K enrollment	28,453
Special education enrollment, ages 3 and 4	4,203
Federally funded Head Start enrollment, ages 3 and 4	5,477
State-funded Head Start enrollment, ages 3 and 4.....	0

PERCENT OF POPULATION ENROLLED IN PUBLIC ECE

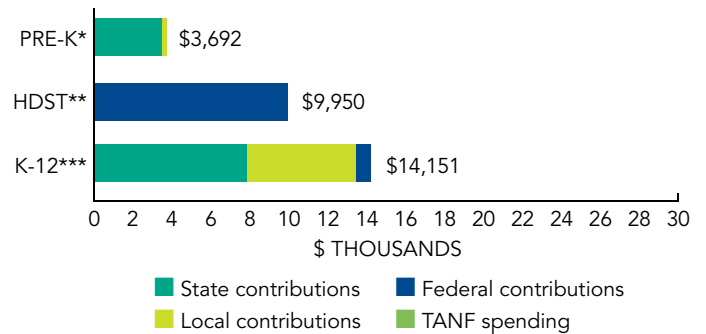


† Estimates children in Head Start not also enrolled in state pre-K.
 †† Estimates children in special education not also enrolled in state pre-K or Head Start.

RESOURCES

Total state pre-K spending	\$93,970,519
State Head Start spending	\$0
State spending per child enrolled	\$3,456
All reported spending per child enrolled*	\$3,692

SPENDING PER CHILD ENROLLED



* Pre-K programs may receive additional funds from federal or local sources that are not included in this figure.
 ** Head Start per-child spending includes funding only for 3- and 4-year-olds.
 *** K-12 expenditures include capital spending as well as current operating expenditures.

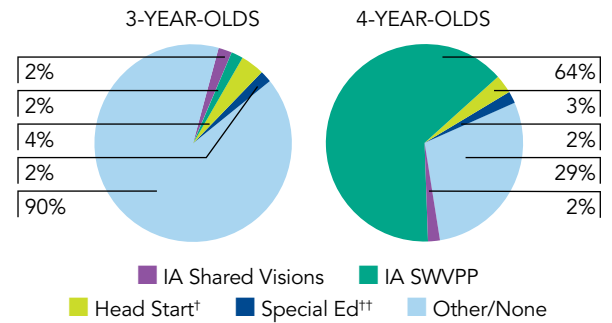
ACCESS RANKINGS		RESOURCE RANKINGS		TOTAL BENCHMARKS MET
4-YEAR-OLDS	3-YEAR-OLDS	STATE SPENDING	ALL REPORTED SPENDING	
7	21	34	38	79

IOWA SHARED VISIONS

ACCESS

Total state pre-K enrollment	1,316
School districts that offer state program	37% (counties)
Income requirement	130% FPL
Minimum hours of operation	Determined locally
Operating schedule	Determined locally

PERCENT OF POPULATION ENROLLED IN PUBLIC ECE



† Estimates children in Head Start not also enrolled in state pre-K.
 †† Estimates children in special education not also enrolled in state pre-K or Head Start.

QUALITY STANDARDS CHECKLIST

POLICY	IA SHARED VISIONS REQUIREMENT	BENCHMARK	REQUIREMENT MEETS BENCHMARK?
Early learning & development standards	Comprehensive, aligned, supported, culturally sensitive	Comprehensive, aligned, supported, culturally sensitive	<input checked="" type="checkbox"/>
Curriculum supports	Approval process & supports	Approval process & supports	<input checked="" type="checkbox"/>
Teacher degree	BA (public); AA (nonpublic)	BA	<input type="checkbox"/>
Teacher specialized training	ECE, CD, ECE SpEd	Specializing in pre-K	<input checked="" type="checkbox"/>
Assistant teacher degree	CDA, or 12 college hours (ECE, CD, Elem. Ed., ECE SpEd)	CDA or equivalent	<input type="checkbox"/>
Staff professional development	6 credit hours/5 years (public teachers); 6 clock hours/year (nonpublic teachers & assistants); PD plans; Coaching (public only)	For teachers & assistants: At least 15 hours/year; individual PD plans; coaching	<input type="checkbox"/>
Maximum class size	20 (3- & 4-year-olds)	20 or lower	<input checked="" type="checkbox"/>
Staff-child ratio	1:8 (3- & 4-year-olds)	1:10 or better	<input checked="" type="checkbox"/>
Screening & referral	Vision, hearing, health & more	Vision, hearing & health screenings; & referral	<input checked="" type="checkbox"/>
Continuous quality improvement system	Structured classroom observations (every 5 years and determined locally); Data used for program improvement	Structured classroom observations; data used for program improvement	<input type="checkbox"/>

For more information about the benchmarks, see the Executive Summary and Roadmap to State Profile Pages.

6

RESOURCES

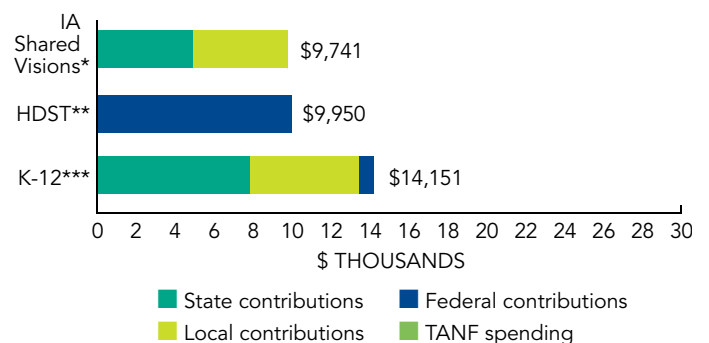
Total state pre-K spending	\$6,399,240
Local match required?	Yes
State spending per child enrolled	\$4,863
All reported spending per child enrolled*	\$9,741

* Pre-K programs may receive additional funds from federal or local sources that are not included in this figure.

** Head Start per-child spending includes funding only for 3- and 4-year-olds.

*** K-12 expenditures include capital spending as well as current operating expenditures.

SPENDING PER CHILD ENROLLED

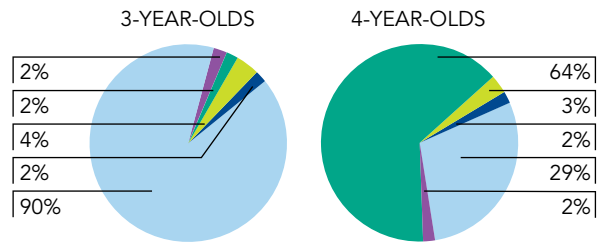


IOWA STATEWIDE VOLUNTARY PRESCHOOL PROGRAM

ACCESS

Total state pre-K enrollment	27,137
School districts that offer state program	98%
Income requirement	No income requirement
Minimum hours of operation	10 hours/week
Operating schedule	School or academic year

PERCENT OF POPULATION ENROLLED IN PUBLIC ECE



■ IA Shared Visions ■ IA SWVPP
■ Head Start† ■ Special Ed†† ■ Other/None
 † Estimates children in Head Start not also enrolled in state pre-K.
 †† Estimates children in special education not also enrolled in state pre-K or Head Start.

QUALITY STANDARDS CHECKLIST

POLICY	IA SWVPP REQUIREMENT	BENCHMARK	REQUIREMENT MEETS BENCHMARK?
Early learning & development standards	Comprehensive, aligned, supported, culturally sensitive	Comprehensive, aligned, supported, culturally sensitive	<input checked="" type="checkbox"/>
Curriculum supports	Approval process & supports	Approval process & supports	<input checked="" type="checkbox"/>
Teacher degree	BA	BA	<input checked="" type="checkbox"/>
Teacher specialized training	ECE	Specializing in pre-K	<input checked="" type="checkbox"/>
Assistant teacher degree	Depends on overseeing agency	CDA or equivalent	<input type="checkbox"/>
Staff professional development	15 hours/year recommended (teachers only); PD plans; Coaching (public)	For teachers & assistants: At least 15 hours/year; individual PD plans; coaching	<input type="checkbox"/>
Maximum class size	18 (3-year-olds); 20 (4-year-olds)	20 or lower	<input checked="" type="checkbox"/>
Staff-child ratio	1:9 (3-year-olds); 1:10 (4-year-olds)	1:10 or better	<input checked="" type="checkbox"/>
Screening & referral	Vision, hearing, health & more	Vision, hearing & health screenings; & referral	<input checked="" type="checkbox"/>
Continuous quality improvement system	Structured classroom observations; Data used for program improvement	Structured classroom observations; data used for program improvement	<input checked="" type="checkbox"/>

For more information about the benchmarks, see the Executive Summary and Roadmap to State Profile Pages.



RESOURCES

Total state pre-K spending	\$87,571,279
Local match required?	No
State spending per child enrolled	\$3,227
All reported spending per child enrolled*	\$3,227

* Pre-K programs may receive additional funds from federal or local sources that are not included in this figure.
 ** Head Start per-child spending includes funding only for 3- and 4-year-olds.
 *** K-12 expenditures include capital spending as well as current operating expenditures.

SPENDING PER CHILD ENROLLED

