

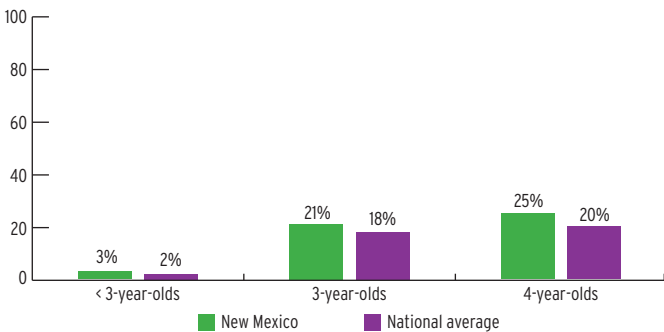
# NEW MEXICO Head Start & Early Head Start 2014-2015 Overview

## FEDERALLY FUNDED ENROLLMENT

	NUMBER ENROLLED	PERCENT OF STATE	PERCENT OF LOW-INCOME
<b>TOTAL</b>	9,540	7%	11%
<b>Pregnant Women</b>	163	N/A	N/A
<b>&lt; 3-Year-Olds</b>	1,618	2%	3%
<b>3-Year-Olds</b>	3,613	13%	21%
<b>4-Year-Olds</b>	4,146	15%	25%

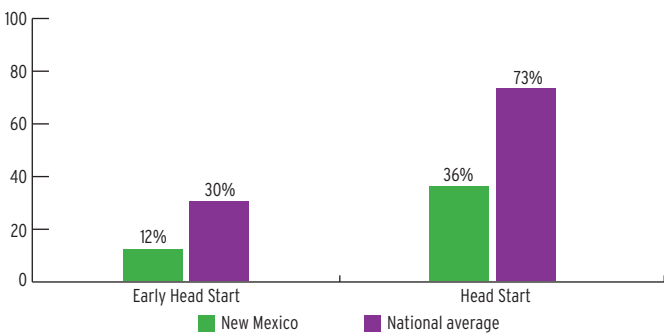
## ENROLLMENT

PERCENT OF LOW-INCOME CHILDREN SERVED BY HEAD START



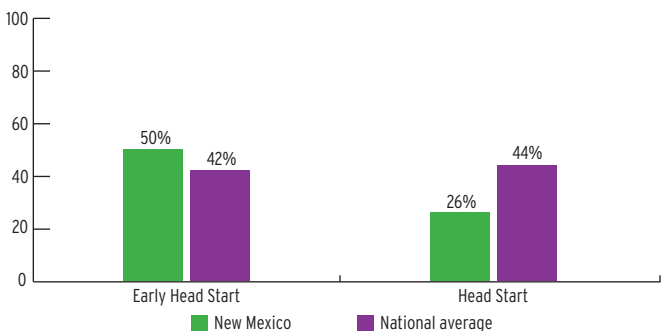
## TEACHER DEGREE

PERCENT OF TEACHERS WITH BA OR HIGHER



## PROGRAM DURATION

PERCENT OF CHILDREN IN SCHOOL-DAY, 5-DAY/WEEK PROGRAMS

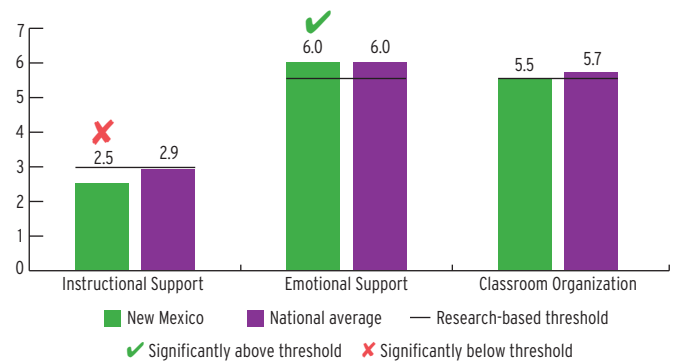


## FEDERAL FUNDING

	FUNDING
<b>Total Federal Funding</b>	\$77,806,738
<b>Early Head Start Funding</b>	\$19,960,000
<b>Head Start Funding</b>	\$57,846,738

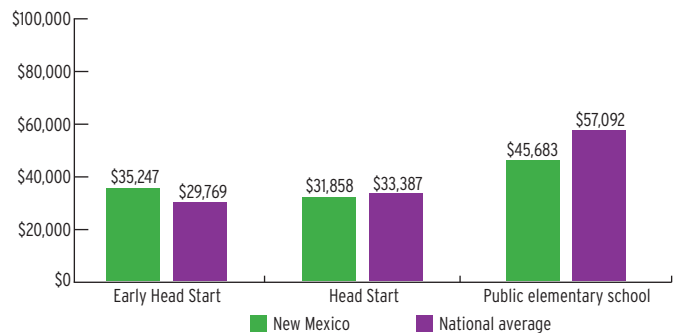
## QUALITY

CLASSROOM QUALITY SCORES



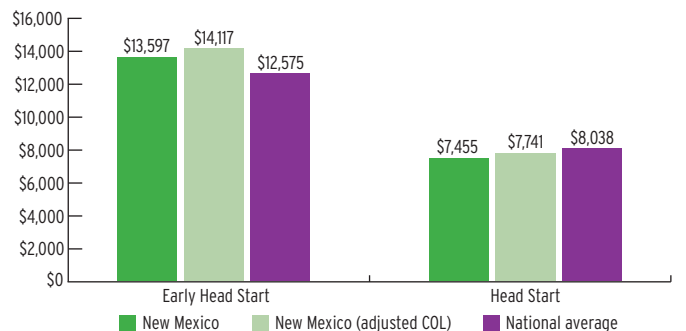
## TEACHER SALARY

AVERAGE SALARY OF TEACHERS WITH A BA DEGREE



## FUNDING

FEDERAL FUNDING PER CHILD

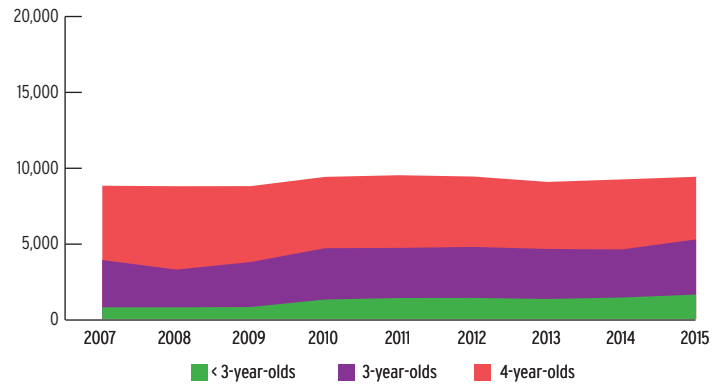


# NEW MEXICO Head Start & Early Head Start

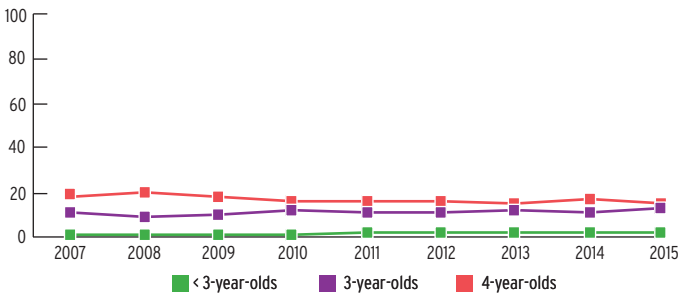
## ENROLLMENT

	TOTAL	EARLY HEAD START	HEAD START
<b>Total Funded Enrollment</b>	<b>9,540</b>	<b>1,781</b>	<b>7,759</b>
Federally Funded	7,851	1,468	6,383
State Supplemental	0	0	0
MIECHV Funded	0	0	0
American Indian/ Alaska Native	1,689	313	1,376
<b>Cumulative Enrollment</b>	<b>10,491</b>	<b>2,092</b>	<b>8,399</b>
In Center-Based Child Care Partner	40	40	0

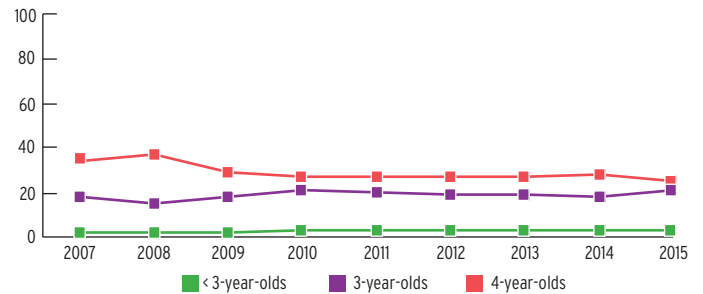
NUMBER OF CHILDREN ENROLLED OVER TIME, BY AGE



PERCENT OF CHILDREN IN THE STATE SERVED



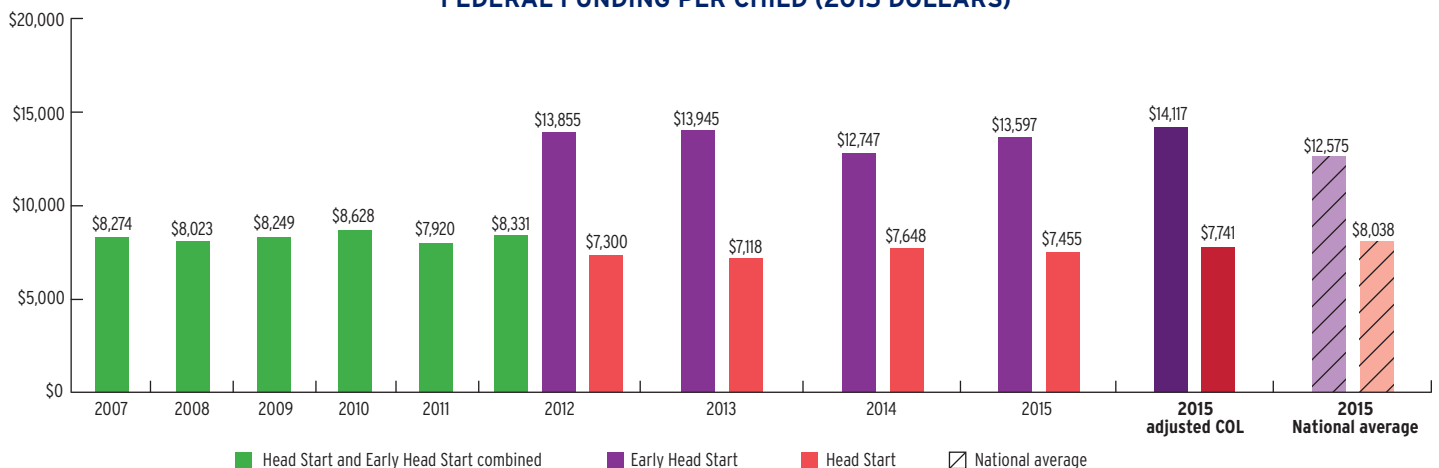
PERCENT OF LOW-INCOME CHILDREN IN THE STATE SERVED



## FUNDING

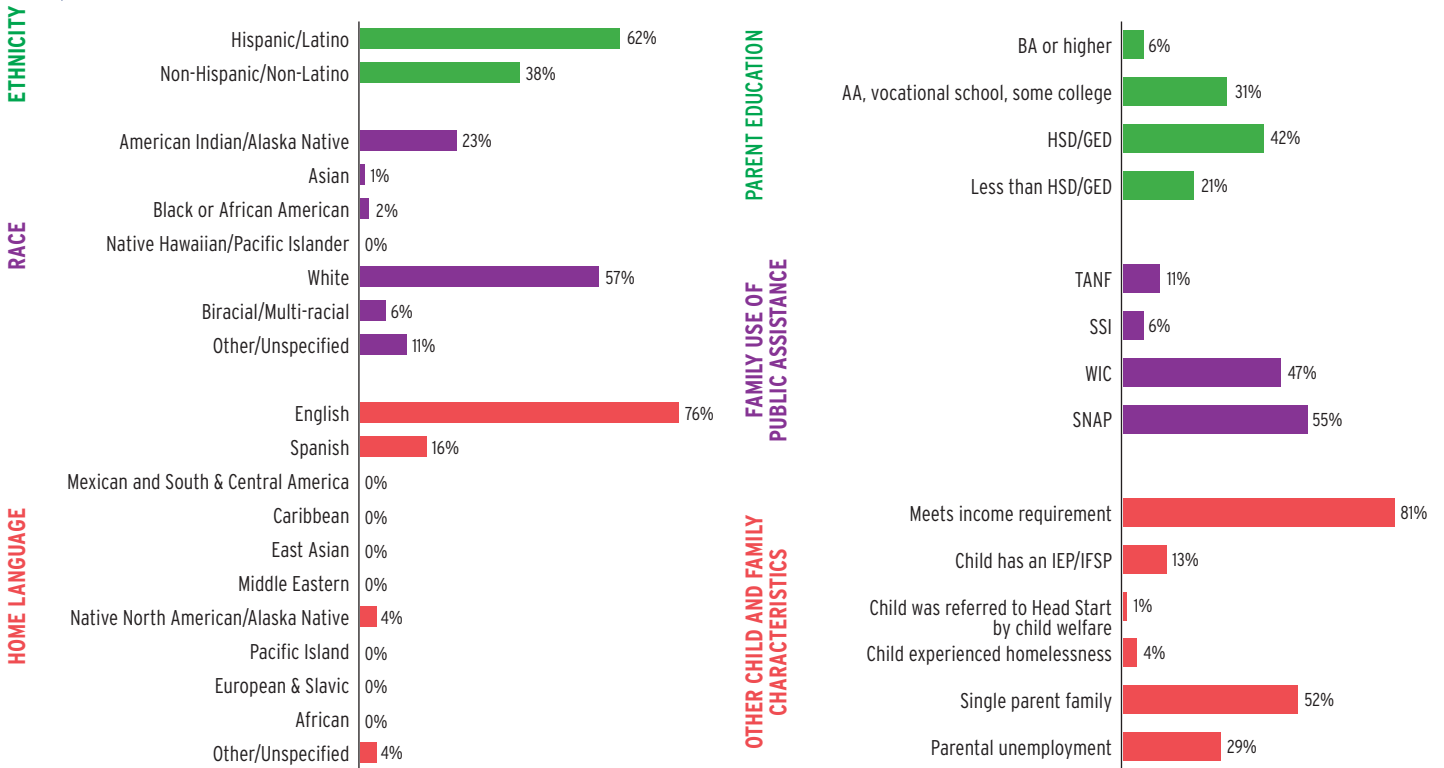
	TOTAL	EARLY HEAD START	HEAD START
<b>Total Funding</b>	<b>\$77,806,738</b>	<b>\$19,960,000</b>	<b>\$57,846,738</b>
Total Federal Funding	\$77,806,738	\$19,960,000	\$57,846,738
Head Start Federal Funding	\$65,124,060	\$19,960,000	\$45,164,060
American Indian/Alaska Native Head Start Funding	\$12,682,678	Not available	\$12,682,678
Head Start State Supplemental Funding	\$0	\$0	\$0

FEDERAL FUNDING PER CHILD (2015 DOLLARS)



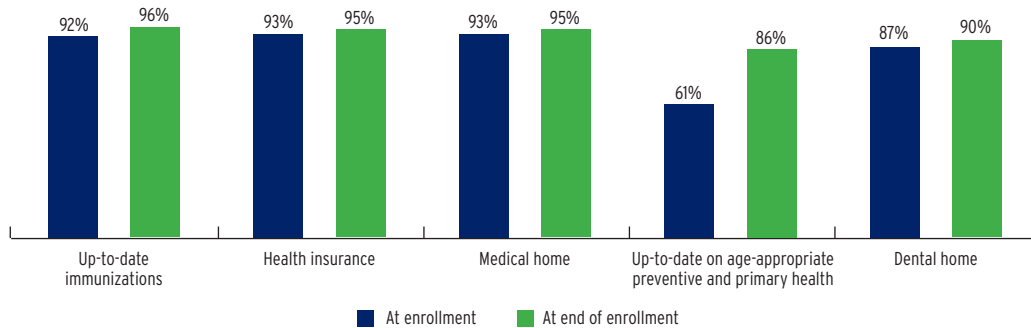
# NEW MEXICO Head Start & Early Head Start

## CHILD AND FAMILY CHARACTERISTICS

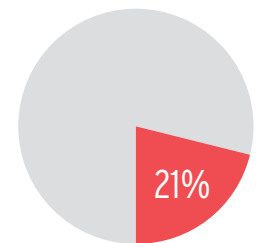


## SUPPORT SERVICES

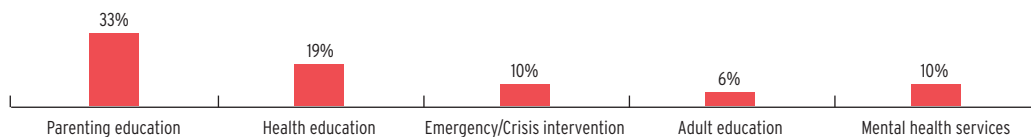
### CHILDREN RECEIVING HEALTH SERVICES



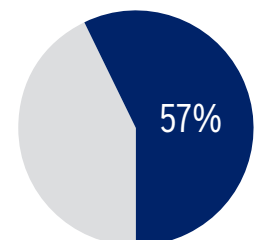
### CHILDREN RECEIVING TRANSPORTATION



### FAMILIES' USE OF SUPPORT SERVICES



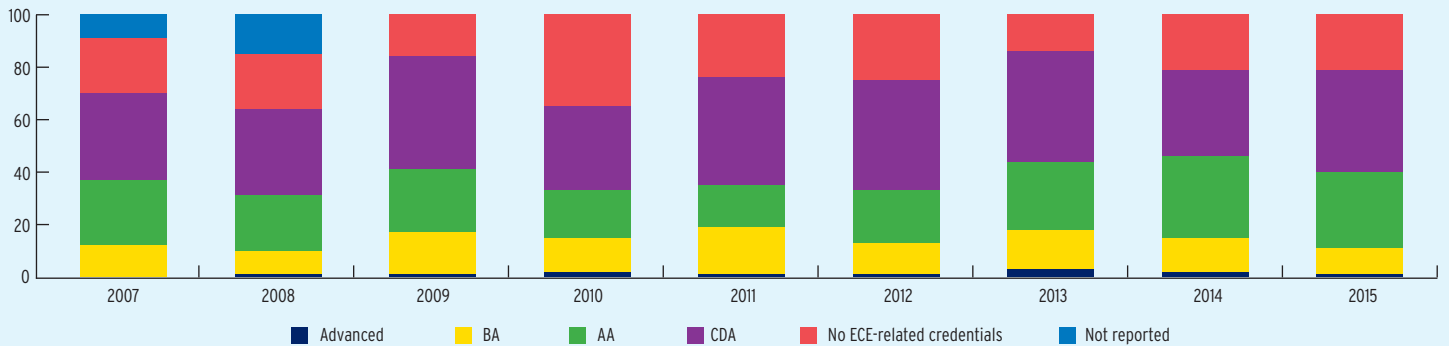
### FAMILIES RECEIVING AT LEAST ONE SUPPORT SERVICE



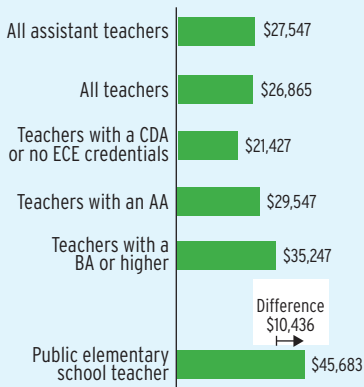
# NEW MEXICO Early Head Start

## EARLY HEAD START STAFF


PERCENT OF TEACHERS BY HIGHEST DEGREE IN ECE OR RELATED FIELD



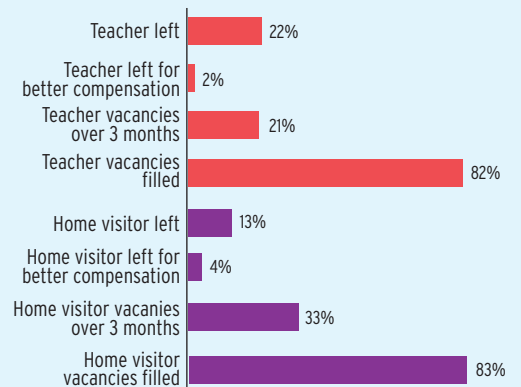
AVERAGE TEACHER SALARY



STAFF CHARACTERISTICS

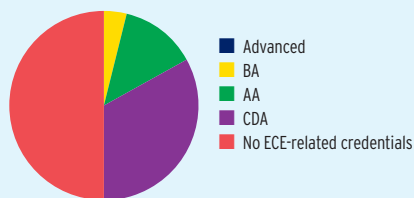


STAFF TURNOVER

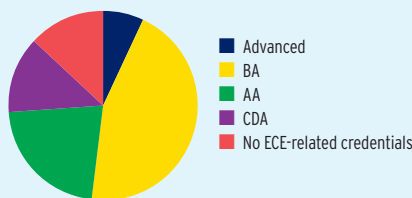


ADDITIONAL STAFF QUALIFICATIONS

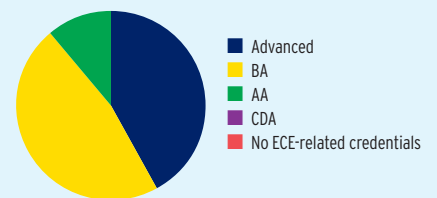
Assistant teacher degree qualifications



Home visitor degree qualifications




ECD management degree qualifications

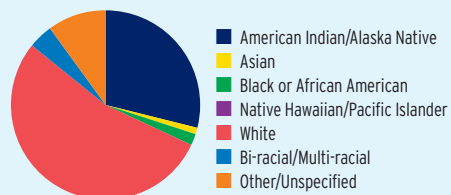


STAFF DEMOGRAPHIC CHARACTERISTICS

Staff language proficiency



Staff race

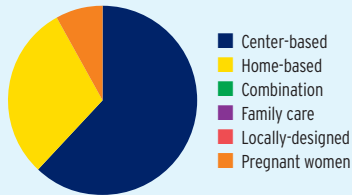


# NEW MEXICO Early Head Start

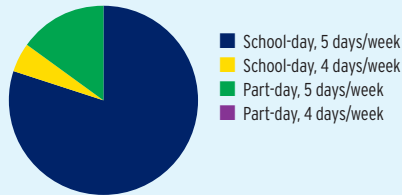
## TYPE AND DURATION OF EARLY HEAD START SERVICES

### PROGRAM TYPE AND DURATION

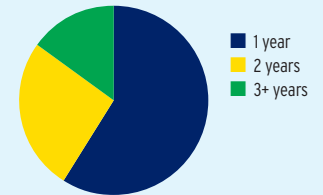
Enrollment by program type



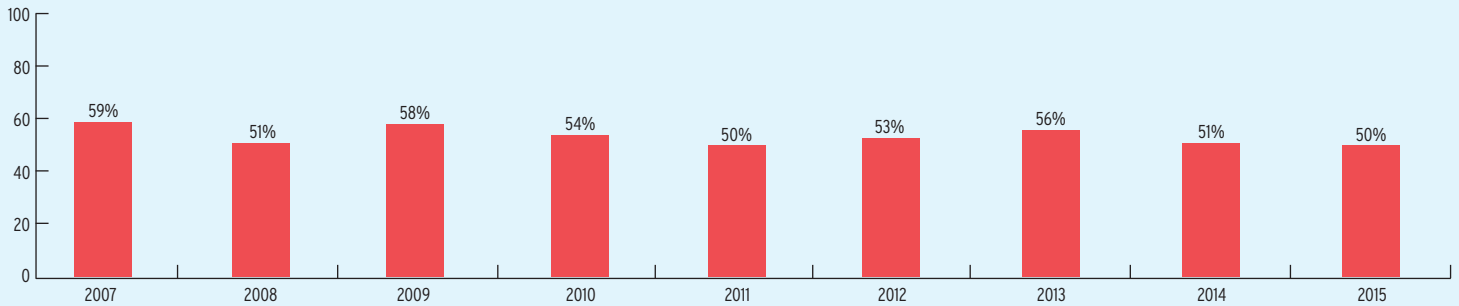
Enrollment in center-based programs by operating schedule



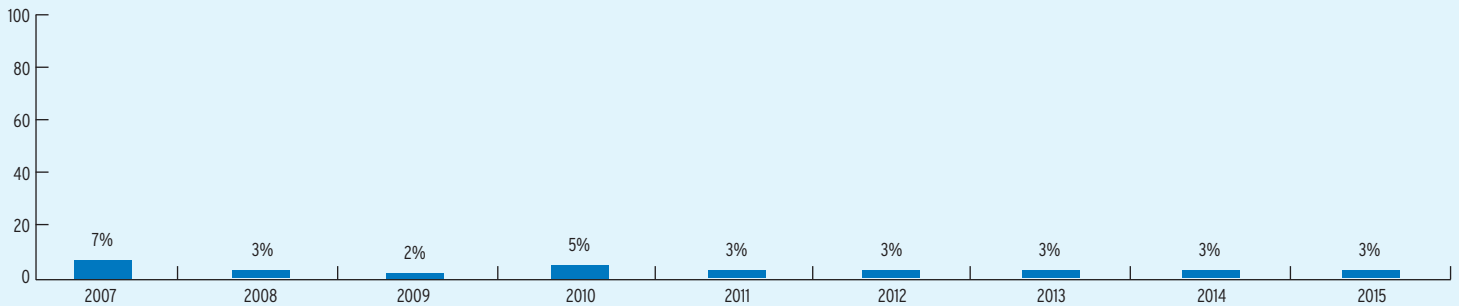
Number of years enrolled in Early Head Start



### PERCENT OF CHILDREN IN SCHOOL-DAY, 5-DAY PER WEEK PROGRAMS

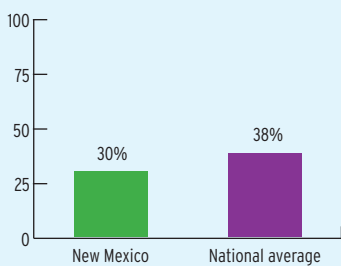


### PERCENT OF CHILDREN IN CHILD CARE PARTNERSHIPS

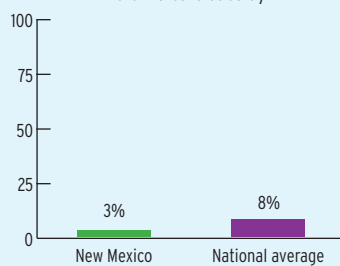


### ADDITIONAL TYPE AND DURATION INFORMATION

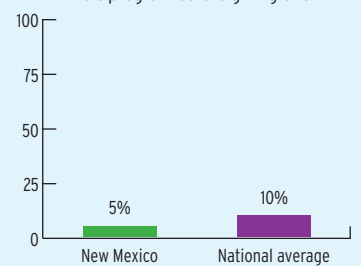
Child turnover rate



Percent of children receiving a child care subsidy



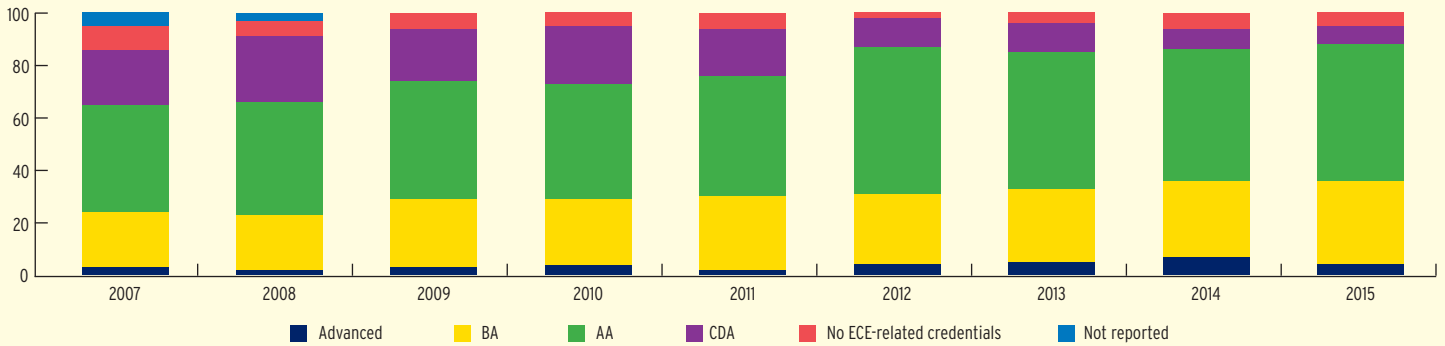
Percent of pregnant women who left program before giving birth



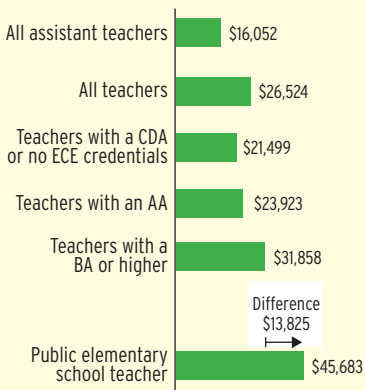
# NEW MEXICO Head Start

## HEAD START STAFF

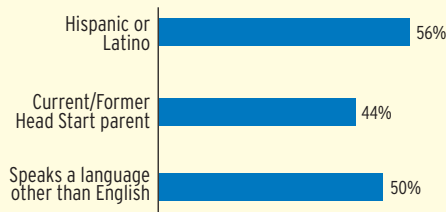
PERCENT OF TEACHERS BY HIGHEST DEGREE IN ECE OR RELATED FIELD



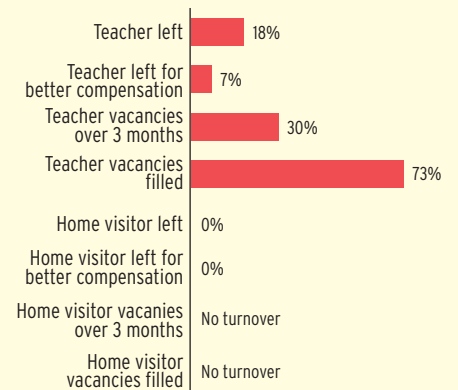
AVERAGE TEACHER SALARY



STAFF CHARACTERISTICS

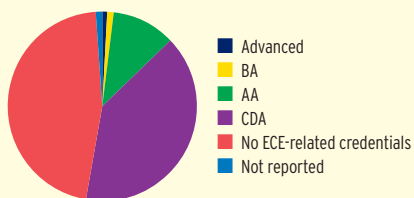


STAFF TURNOVER

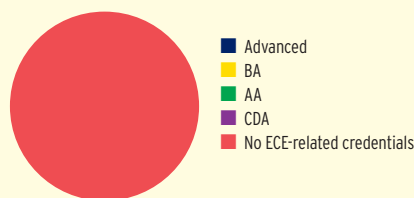


ADDITIONAL STAFF QUALIFICATIONS

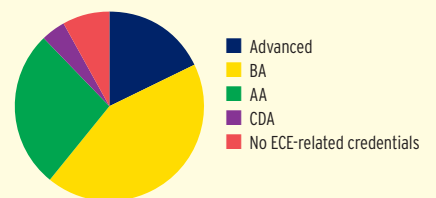
Assistant teacher degree qualifications



Home visitor degree qualifications




ECD management degree qualifications

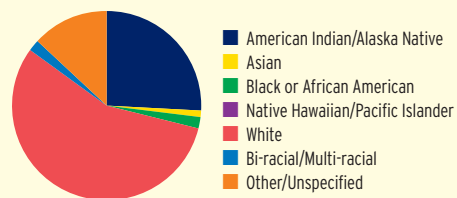


STAFF DEMOGRAPHIC CHARACTERISTICS

Staff language proficiency



Staff race

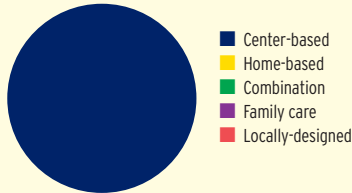


# NEW MEXICO Head Start

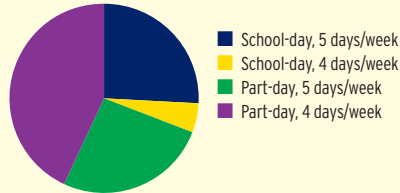
## TYPE AND DURATION OF HEAD START SERVICES

### PROGRAM TYPE AND DURATION

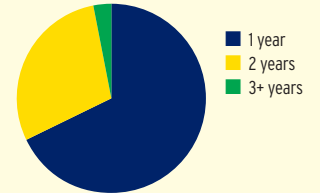
Enrollment by program type



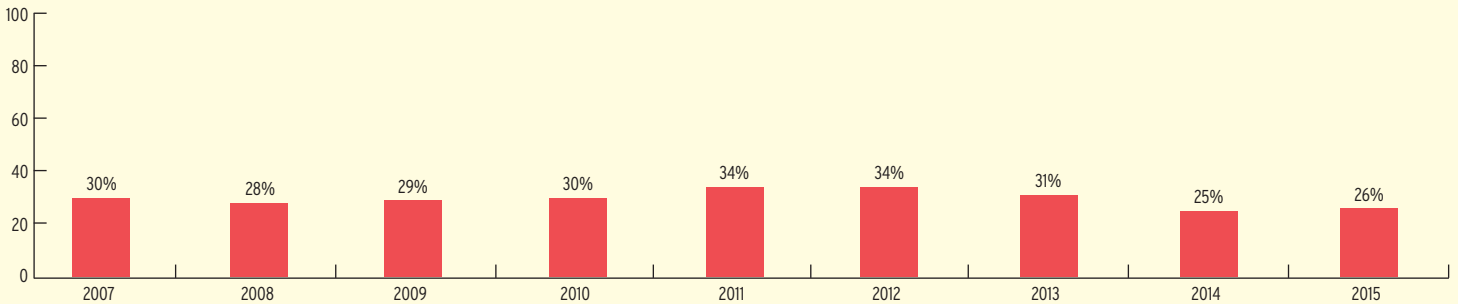
Enrollment in center-based programs by operating schedule



Number of years enrolled in Head Start

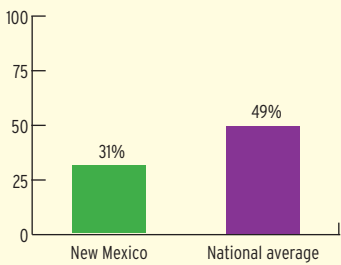


### PERCENT OF CHILDREN IN SCHOOL-DAY, 5-DAY PER WEEK PROGRAMS

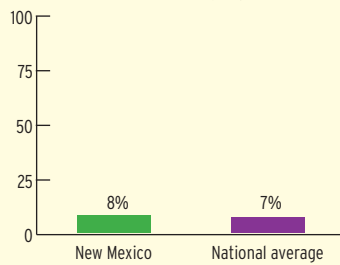


### ADDITIONAL TYPE AND DURATION INFORMATION

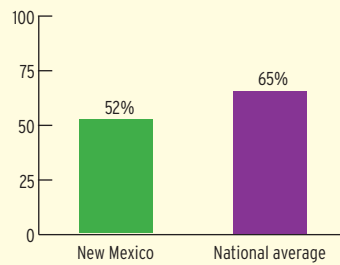
Percent of children in school-day programs



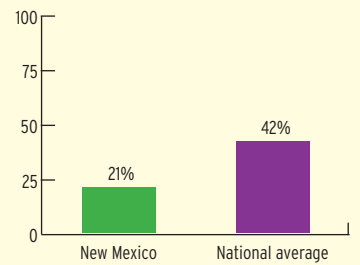
Percent of children in full-working-day, full-calendar-year programs



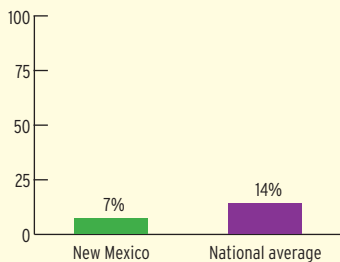
Percent of children in 5-day/week programs



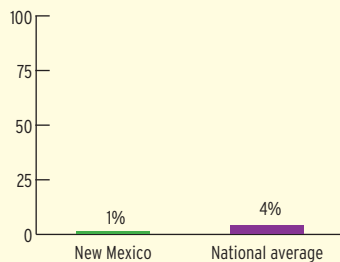
Percent of children receiving at least 1,020 hours of Head Start per year



Child turnover rate



Percent of children receiving a child care subsidy



Percent of children in double sessions

