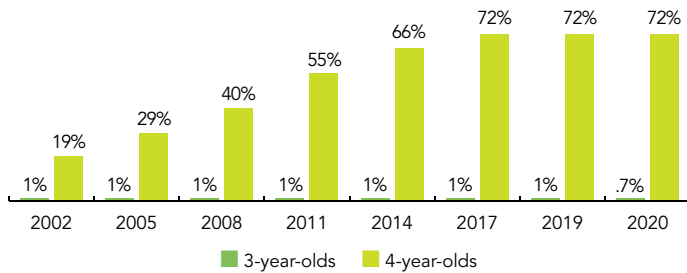
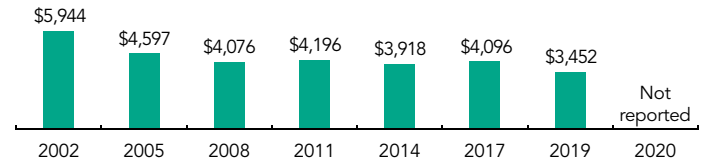


# Wisconsin

PERCENT OF STATE POPULATION ENROLLED



STATE SPENDING PER CHILD ENROLLED (2020 DOLLARS)



## OVERVIEW

Wisconsin preschool enrolled 51,869 children in 2019-2020, an increase of 251 children from the prior year. State funding totaled \$6,264,100 for the Wisconsin Head Start State Supplement program and state spending per child was \$10,528. Wisconsin did not report 2019-2020 spending for the Wisconsin 4K program. Wisconsin met an average of 3 of 10 quality standards benchmarks.

## WHAT'S NEW

In March 2020, all state-funded preschool programs closed due to the COVID-19 pandemic. In response, the state provided written guidance that highlighted and focused on appropriate amounts of screen time for young children, engaging families by supporting their children at home through developmentally appropriate practices, and statewide sharing of resources, networking and support with 4K providers through a series of networking calls from Spring until mid-September. Additionally, there was technical assistance in seeking resources for families that could not access remote learning due to lack of technology and/or internet connections.

## BACKGROUND

Since becoming a state in 1848, Wisconsin's Constitution has included a promise to provide free, voluntary education for 4-year-olds. School districts are not required to offer the Four-Year-Old Kindergarten program (4K), but if they do, it must be open to all age eligible children. During the 2018-2019 school year, 405 of 411 school districts, that could offer 4K, offered the program (99%).

Funding for 4K is part of the overall school funding formula. For state aid purposes, 4K students are counted as 0.5 or 0.6 full time equivalent (FTE), depending on the services the schools provide. Districts receive .6 FTE if they offer an additional 87.5 hours of parent outreach. Funds for 4K are distributed to public schools, which may subcontract and collaborate with private child-care centers, community-based programs, faith-based centers, family child care providers, or Head Start agencies. The state funds a total of 437 instructional hours per year and operating schedules are locally determined. Most programs operate part-day, four or five days per week; while some operate full-day, two or three days per week.

The Wisconsin Head Start State Supplement program is a separate program offering supplemental state funding to federal Head Start grantees to provide comprehensive early childhood education for Early Head Start and Head Start eligible children and families. Participating programs follow the federal Head Start Performance Standards. Ongoing collaborative efforts bring together Head Start technical assistance and training with other professional development efforts at both the state and local levels.

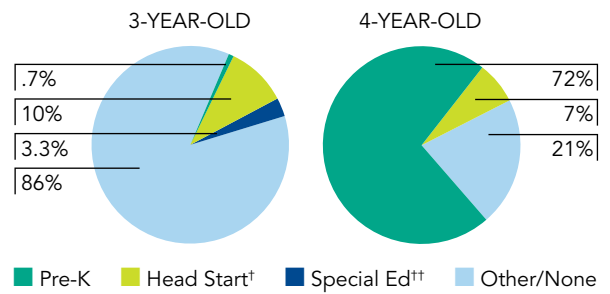
Wisconsin's overall support for state-funded preschool for both the 4K program and Head Start State Supplement is depicted in the first two pages of this state profile. The third page focuses solely on the 4K program and the fourth page provides information on the Wisconsin Head Start State Supplement.

## WISCONSIN STATE OVERVIEW

### ACCESS

Total state pre-K enrollment .....	51,869
Special education enrollment, ages 3 and 4 .....	8,930
Federally funded Head Start enrollment, ages 3 and 4 .....	11,146
State-funded Head Start enrollment, ages 3 and 4.....	595

### PERCENT OF POPULATION ENROLLED IN PUBLIC ECE

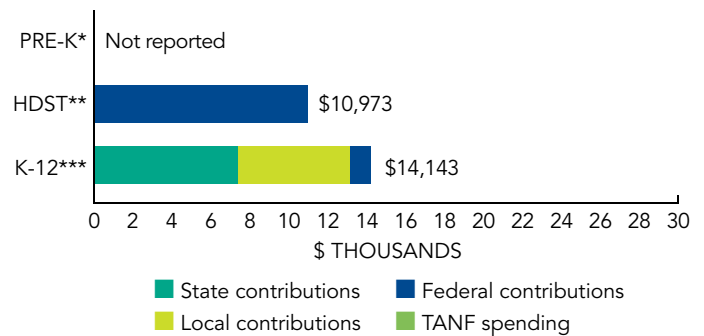


<sup>†</sup> Some Head Start children may also be counted in state pre-K (4K).  
<sup>††</sup> Estimates children in special education not also enrolled in state pre-K or Head Start.

### RESOURCES

Total state pre-K spending .....	Not reported
State Head Start spending .....	\$6,264,100
State spending per child enrolled .....	Not reported
All reported spending per child enrolled* .....	Not reported

### SPENDING PER CHILD ENROLLED



\* Pre-K programs may receive additional funds from federal or local sources that are not included in this figure.  
 \*\* Head Start per-child spending includes funding only for 3- and 4-year-olds.  
 \*\*\* K-12 expenditures include capital spending as well as current operating expenditures.

ACCESS RANKINGS		RESOURCE RANKINGS		TOTAL BENCHMARKS MET
4-YEAR-OLDS	3-YEAR-OLDS	STATE SPENDING	ALL REPORTED SPENDING	
3	30	35*	27*	3

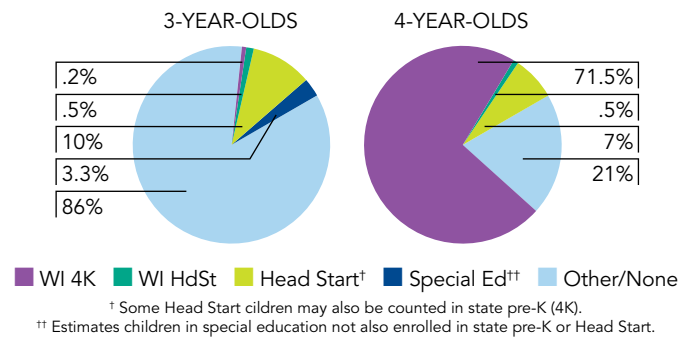
\* Wisconsin 4K did not report spending for the 2019-2020 school year so it was estimated based on 2018-2019 reported data.

## WISCONSIN FOUR-YEAR-OLD KINDERGARTEN (4K)

### ACCESS

Total state pre-K enrollment .....	51,274
School districts that offer state program .....	99%
Income requirement .....	No income requirement
Minimum hours of operation .....	2.5 hours/day
Operating schedule .....	Determined locally

### PERCENT OF POPULATION ENROLLED IN PUBLIC ECE



### QUALITY STANDARDS CHECKLIST

POLICY	WI 4K REQUIREMENT	BENCHMARK	REQUIREMENT MEETS BENCHMARK?
Early learning & development standards	Comprehensive, aligned with other state standards, supported, culturally sensitive	<b>Comprehensive, aligned, supported, culturally sensitive</b>	<input type="checkbox"/>
Curriculum supports	Approval process & supports	<b>Approval process &amp; supports</b>	<input checked="" type="checkbox"/>
Teacher degree	BA	<b>BA</b>	<input checked="" type="checkbox"/>
Teacher specialized training	ECE	<b>Specializing in pre-K</b>	<input checked="" type="checkbox"/>
Assistant teacher degree	Other	<b>CDA or equivalent</b>	<input type="checkbox"/>
Staff professional development	PD plans (public teachers); Coaching (some nonpublic)	<b>For teachers &amp; assistants: At least 15 hours/year; individual PD plans; coaching</b>	<input type="checkbox"/>
Maximum class size	Determined locally	<b>20 or lower</b>	<input type="checkbox"/>
Staff-child ratio	Determined locally	<b>1:10 or better</b>	<input type="checkbox"/>
Screening & referral	Immunizations, medical examinations; Referrals determined locally	<b>Vision, hearing &amp; health screenings; &amp; referral</b>	<input type="checkbox"/>
Continuous quality improvement system	Determined locally	<b>Structured classroom observations; data used for program improvement</b>	<input type="checkbox"/>

For more information about the benchmarks, see the Executive Summary and Roadmap to State Profile Pages.

3

### RESOURCES

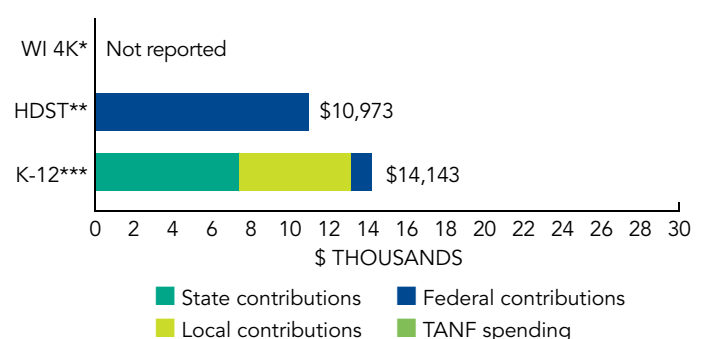
Total state pre-K spending .....	Not reported
Local match required? .....	No
State spending per child enrolled .....	Not reported
All reported spending per child enrolled* .....	Not reported

\* Pre-K programs may receive additional funds from federal or local sources that are not included in this figure.

\*\* Head Start per-child spending includes funding only for 3- and 4-year-olds.

\*\*\* K-12 expenditures include capital spending as well as current operating expenditures.

### SPENDING PER CHILD ENROLLED

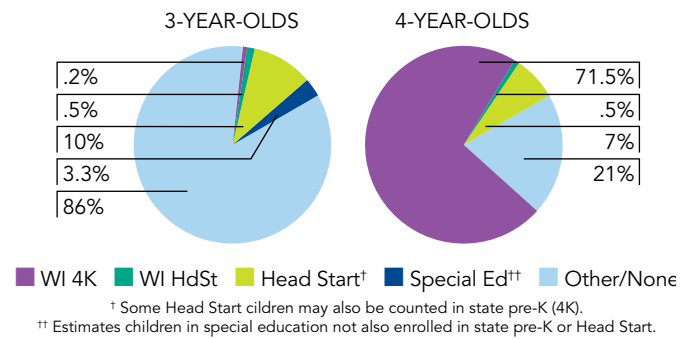


## WISCONSIN HEAD START STATE SUPPLEMENT

### ACCESS

Total state pre-K enrollment .....	595
School districts that offer state program .....	98% (Federal HdSt grantees)
Income requirement .....	Per Federal HdSt requirements
Minimum hours of operation .....	3.5 hours/day
Operating schedule .....	Per Federal HdSt requirements

### PERCENT OF POPULATION ENROLLED IN PUBLIC ECE



### QUALITY STANDARDS CHECKLIST

POLICY	WI HDST REQUIREMENT	BENCHMARK	REQUIREMENT MEETS BENCHMARK?
Early learning & development standards	Comprehensive, aligned, supported, culturally sensitive	<b>Comprehensive, aligned, supported, culturally sensitive</b>	<input checked="" type="checkbox"/>
Curriculum supports	Approval process & supports	<b>Approval process &amp; supports</b>	<input checked="" type="checkbox"/>
Teacher degree	AA	<b>BA</b>	<input type="checkbox"/>
Teacher specialized training	ECE, Per Federal HdSt requirements	<b>Specializing in pre-K</b>	<input checked="" type="checkbox"/>
Assistant teacher degree	CDA	<b>CDA or equivalent</b>	<input checked="" type="checkbox"/>
Staff professional development	15 hours/year	<b>For teachers &amp; assistants: At least 15 hours/year; individual PD plans; coaching</b>	<input type="checkbox"/>
Maximum class size	17 (3-year-olds); 20 (4-year-olds)	<b>20 or lower</b>	<input checked="" type="checkbox"/>
Staff-child ratio	2:17 (3-year-olds); 1:10 (4-year-olds)	<b>1:10 or better</b>	<input checked="" type="checkbox"/>
Screening & referral	Vision, hearing, health & more	<b>Vision, hearing &amp; health screenings; &amp; referral</b>	<input checked="" type="checkbox"/>
Continuous quality improvement system	Structured classroom observations per federal Head Start Performance Standards; Data used for program improvement at local level only	<b>Structured classroom observations; data used for program improvement</b>	<input type="checkbox"/>

For more information about the benchmarks, see the Executive Summary and Roadmap to State Profile Pages.

7

### RESOURCES

Total state pre-K spending .....	\$6,264,100
Local match required? .....	No
State spending per child enrolled .....	\$10,528
All reported spending per child enrolled* .....	\$10,528

\* Pre-K programs may receive additional funds from federal or local sources that are not included in this figure.

\*\* Head Start per-child spending includes funding only for 3- and 4-year-olds.

\*\*\* K-12 expenditures include capital spending as well as current operating expenditures.

### SPENDING PER CHILD ENROLLED

