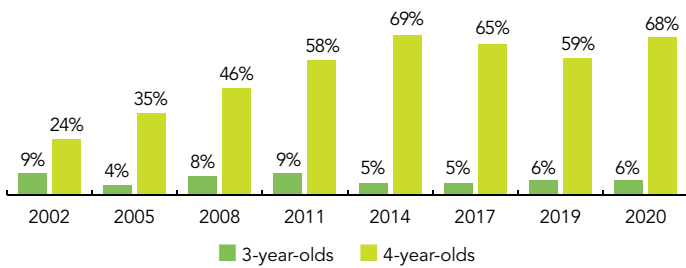
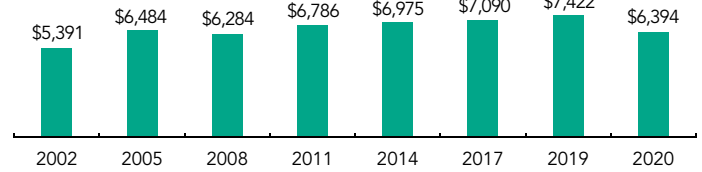


West Virginia

PERCENT OF STATE POPULATION ENROLLED



STATE SPENDING PER CHILD ENROLLED (2020 DOLLARS)



OVERVIEW

West Virginia preschool enrolled 15,142 children in 2019-2020, an increase of 1,608 children from the prior year. State funding totaled \$90,636,501 and \$6,175,820 in TANF funds were also used to support the program, down \$3,638,304 (4%), adjusted for inflation, since last year. State spending per child (including TANF funds) equaled \$6,394 in 2019-2020, down \$1,028 from 2018-2019, adjusted for inflation. West Virginia met 9 of 10 quality standards benchmarks.

Effective July 1, 2018, children enrolled in pre-K must be four years old prior to July 1 in the year in which they are enrolled in the program based on legislative rule. Previously, the enrollment age cutoff date was September 1. This change created a one-year drop in pre-K enrollment for the 2018-2019 school year. In West Virginia, state aid funding for the 2019-2020 school year was based on the 2018-2019 enrollment. Based on 2019-2020 enrollment, estimated 2020-2021 funding reflects an increase of over \$10 million.

WHAT'S NEW

On March 16, 2020, as ordered by the Governor, all state-funded preschool programs in West Virginia physically closed due to the COVID-19 pandemic. All pre-K programs were required to provide remote learning opportunities for enrolled pre-K families through the end of the 2019-2020 school year. The state provided guidance to programs to support remote learning. The Governor delayed the start of the 2020-2021 school year until September 8, 2020 and there was a mix of in-person, blended, and remote instruction based on each county's re-entry plan and the School Re-entry Metrics and Protocols map. All state-funded preschool programs returned to in-person instruction by March 2021.

BACKGROUND

West Virginia introduced public preschool in 1983 for 3- and 4-year-olds through the Public School Early Childhood Education program. In 2002, legislation passed that required pre-K to be available to all 4-year-olds by 2012. Today, West Virginia's Universal Pre-K System provides pre-K programs in all 55 counties in the state, serving 4-year-olds, as well as some 3-year-olds with special needs, and some kindergarten-eligible children if it is determined that kindergarten placement is not in the child's best interest.

Public schools receive West Virginia Universal Pre-K funding directly, with half of all programs required to partner with child care centers, private pre-K, or Head Start agencies to meet demand. During the 2019-2020 school year, the collaboration rate was 82%. Programs are permitted to use additional funding from IDEA and federal Head Start.

As of July 2013, all new lead teachers in nonpublic settings are required to have at least a BA in ECE or a related field and, as of July 2014, all assistant teachers are required to apply for the Early Childhood Classroom Assistant Teacher Authorization, which requires a CDA or equivalent, as determined by the West Virginia Board of Education. West Virginia also increased instructional days per year and hours per week to at least 1,500 minutes (25 hours) of instruction per week and 48,000 minutes (800 hours) of instruction per year. Programs must operate no fewer than four days per week.

The West Virginia Universal Pre-K program is undergoing a multiyear study to assess the effects of program participation. Programs develop monitoring systems to offer ongoing continuous quality improvement, using monitoring tools recognized by a local collaborative team. Children are assessed three times per year using the Early Learning Scale, and this information is used to track child and program outcomes over time, guide teacher professional development and coaching, make adjustments to curricula, and measure kindergarten readiness.

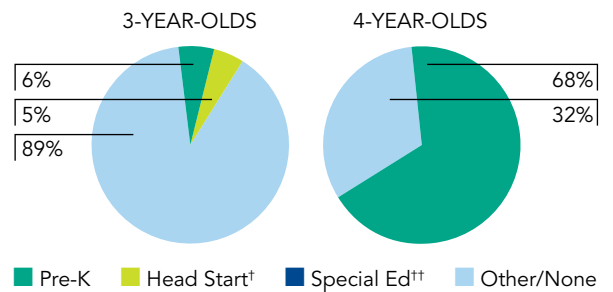
ACCESS RANKINGS		RESOURCE RANKINGS		TOTAL BENCHMARKS MET
4-YEAR-OLDS	3-YEAR-OLDS	STATE SPENDING	ALL REPORTED SPENDING	
6	15	16	4	9

WEST VIRGINIA UNIVERSAL PRE-K

ACCESS

Total state pre-K enrollment	15,142
School districts that offer state program	100% (counties/parishes)
Income requirement	No income requirement
Minimum hours of operation	25 hours/week; 4 days/week
Operating schedule	School or academic year
Special education enrollment, ages 3 and 4	2,830
Federally funded Head Start enrollment, ages 3 and 4	6,771
State-funded Head Start enrollment, ages 3 and 4	0

PERCENT OF POPULATION ENROLLED IN PUBLIC ECE



[†] Estimates children in Head Start not also enrolled in state pre-K.
^{††} Estimates children in special education not also enrolled in state pre-K or Head Start.

QUALITY STANDARDS CHECKLIST

POLICY	WV PRE-K REQUIREMENT	BENCHMARK	REQUIREMENT MEETS BENCHMARK?
Early learning & development standards	Comprehensive, aligned, supported, culturally sensitive	Comprehensive, aligned, supported, culturally sensitive	<input checked="" type="checkbox"/>
Curriculum supports	Approval process & supports	Approval process & supports	<input checked="" type="checkbox"/>
Teacher degree	BA	BA	<input checked="" type="checkbox"/>
Teacher specialized training	ECE, CD, ECE SpEd	Specializing in pre-K	<input checked="" type="checkbox"/>
Assistant teacher degree	CDA	CDA or equivalent	<input checked="" type="checkbox"/>
Staff professional development	15 hours/year; PD plans; Coaching (classroom collaborating with Head Start)	For teachers & assistants: At least 15 hours/year; individual PD plans; coaching	<input type="checkbox"/>
Maximum class size	20 (3- & 4-year-olds)	20 or lower	<input checked="" type="checkbox"/>
Staff-child ratio	1:10 (3- & 4-year-olds)	1:10 or better	<input checked="" type="checkbox"/>
Screening & referral	Vision, hearing, health & more	Vision, hearing & health screenings; & referral	<input checked="" type="checkbox"/>
Continuous quality improvement system	Structured classroom observations; Data used for program improvement	Structured classroom observations; data used for program improvement	<input checked="" type="checkbox"/>

For more information about the benchmarks, see the Executive Summary and Roadmap to State Profile Pages.

9

RESOURCES

Total state pre-K spending	\$96,812,321
Local match required?	No
State Head Start spending	\$0
State spending per child enrolled	\$6,394
All reported spending per child enrolled*	\$10,313

* Pre-K programs may receive additional funds from federal or local sources that are not included in this figure.

** Head Start per-child spending includes funding only for 3- and 4-year-olds.

*** K-12 expenditures include capital spending as well as current operating expenditures.

SPENDING PER CHILD ENROLLED

