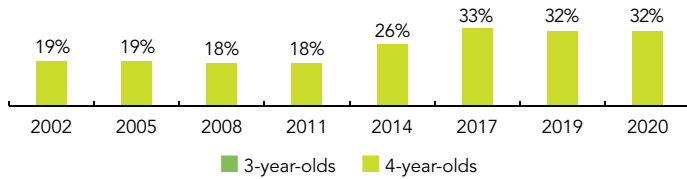
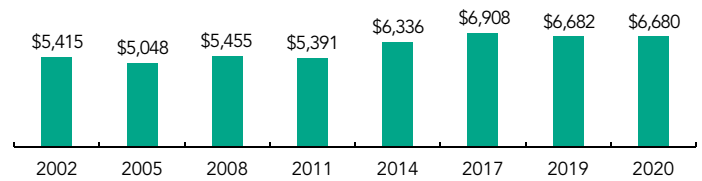


Michigan

PERCENT OF STATE POPULATION ENROLLED



STATE SPENDING PER CHILD ENROLLED (2020 DOLLARS)



OVERVIEW

Michigan preschool enrolled 37,368 children in 2019-2020, an increase of 228 children from the prior year. State funding totaled \$249,600,000, up \$1,438,551 (1%), when adjusted for inflation, since last year. State spending per child equaled \$6,680 in 2019-2020, flat from 2018-2019, when adjusted for inflation. Michigan met 10 of 10 quality standards benchmarks.

WHAT'S NEW

Michigan was one of 23 states awarded a three-year PDG B-5 renewal grant for \$13.41 million per year designed to implement the strategic plan developed with the 2018 PDG B-5 planning grant.

Additional funding was appropriated for the 2019-2020 school year to restore the 138 slots previously cut and increase access to Great Start Readiness Program (GSRP) by 551 school-day slots.

In Spring 2020, state-funded preschool programs in public schools were required to close due to the COVID-19 Pandemic and most CBO sites also closed. Programs that physically closed provide remote instruction and offered families online resources and packets of learning materials. In Fall 2020, programs decided if they would open physically or provide remote instruction. GSRP received an allocation for 2020-2021 equal to 2019-2020 which leaves the program fairly stable during the pandemic.

BACKGROUND

Established in 1985, the GSRP, formerly known as Michigan School Readiness Program, provides preschool education for at-risk 4-year-olds, and is associated with the state's early childhood initiative. Starting in 2013-2014, 90% of families had to be at or below 250% FPL with some exceptions for up to 300% FPL. Any family over-income for the remaining 10% must pay a fee on a locally determined sliding scale unless they are homeless, in foster care, or have an IEP recommending placement in an inclusive preschool setting. GSRP serves the majority of children in school-day programs to increase program dosage for children and better suit the needs of families.

Intermediate School Districts (ISDs) serve as program grantees, but they may distribute funds to local school districts and to providers in community-based settings to offer GSRP. GSRP providers must attain a three-star or higher rating in Michigan's Great Start to Quality tiered rating and improvement system.

Overall ISD funding is determined by the level of poverty in each ISD and a funding formula, with final grantee awards based on both a community needs assessment and a formula component. State funding includes a transportation fund, as well as funding specifically earmarked for recruiting families and increasing public awareness of GSRP, and \$350,000 is appropriated for ongoing statewide evaluation activities.

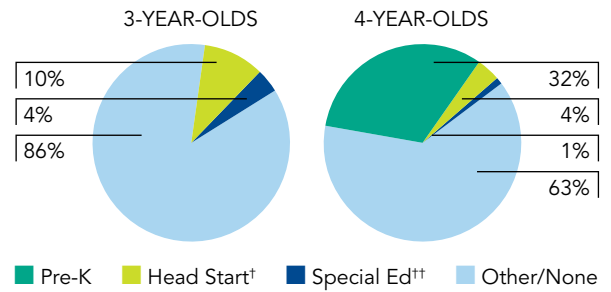
ACCESS RANKINGS		RESOURCE RANKINGS		TOTAL BENCHMARKS MET
4-YEAR-OLDS	3-YEAR-OLDS	STATE SPENDING	ALL REPORTED SPENDING	
21	None Served	14	26	10

MICHIGAN GREAT START READINESS PROGRAM

ACCESS

Total state pre-K enrollment	37,368
School districts that offer state program	99% (counties)
Income requirement	250% FPL
Minimum hours of operation	3 hours/day; 4 days/week
Operating schedule	Determined locally
Special education enrollment, ages 3 and 4	12,893
Federally funded Head Start enrollment, ages 3 and 4	23,030
State-funded Head Start enrollment, ages 3 and 4	0

PERCENT OF POPULATION ENROLLED IN PUBLIC ECE



† Estimates children in Head Start not also enrolled in state pre-K.
 †† Estimates children in special education not also enrolled in state pre-K or Head Start.

QUALITY STANDARDS CHECKLIST

POLICY	MI PRE-K REQUIREMENT	BENCHMARK	REQUIREMENT MEETS BENCHMARK?
Early learning & development standards	Comprehensive, aligned, supported, culturally sensitive	Comprehensive, aligned, supported, culturally sensitive	<input checked="" type="checkbox"/>
Curriculum supports	Approval process & supports	Approval process & supports	<input checked="" type="checkbox"/>
Teacher degree	BA	BA	<input checked="" type="checkbox"/>
Teacher specialized training	ECE, CD, ECE SpEd	Specializing in pre-K	<input checked="" type="checkbox"/>
Assistant teacher degree	CDA or AA in ECE/CD	CDA or equivalent	<input checked="" type="checkbox"/>
Staff professional development	16 hours/year; PD plans; Coaching	For teachers & assistants: At least 15 hours/year; individual PD plans; coaching	<input checked="" type="checkbox"/>
Maximum class size	18 (4-year-olds)	20 or lower	<input checked="" type="checkbox"/>
Staff-child ratio	1:8 (4-year-olds)	1:10 or better	<input checked="" type="checkbox"/>
Screening & referral	Vision, hearing, health & more	Vision, hearing & health screenings; & referral	<input checked="" type="checkbox"/>
Continuous quality improvement system	Structured classroom observations; Data used for program improvement	Structured classroom observations; data used for program improvement	<input checked="" type="checkbox"/>

10

For more information about the benchmarks, see the Executive Summary and Roadmap to State Profile Pages.

RESOURCES

Total state pre-K spending	\$249,600,000
Local match required?	No
State Head Start spending	\$0
State spending per child enrolled	\$6,680
All reported spending per child enrolled*	\$6,680

* Pre-K programs may receive additional funds from federal or local sources that are not included in this figure.
 ** Head Start per-child spending includes funding only for 3- and 4-year-olds.
 *** K-12 expenditures include capital spending as well as current operating expenditures.

SPENDING PER CHILD ENROLLED

