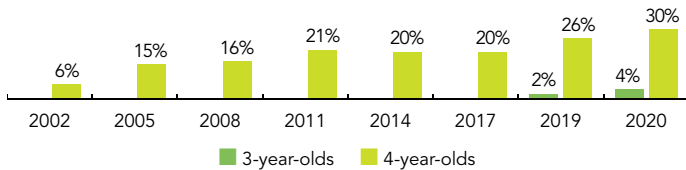
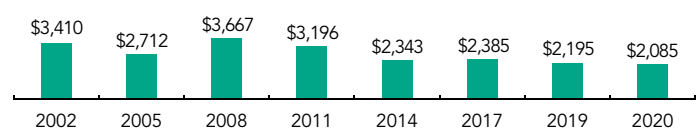


Kansas

PERCENT OF STATE POPULATION ENROLLED



STATE SPENDING PER CHILD ENROLLED (2020 DOLLARS)



OVERVIEW

In 2019-20, Kansas state funding supported 8,259 general education preschoolers in the Kansas Preschool-Aged At-Risk program and approximately 4,510 preschoolers in the Kansas Preschool Pilot program, with some children receiving support through both sources of funding. Overall, this represented an increase of 1,709 children from the prior year. In addition, state funding supported the basic educational costs of 7,303 preschoolers with disabilities. State school finance funding for Preschool-Aged At-Risk enrollment and the Kansas Preschool Pilot grant totaled \$22,518,462 and \$4,099,105 in TANF funds were also used to support the program, up \$2,339,129 (10%), adjusted for inflation, since last year. State spending per child (including TANF funds) equaled \$2,085 in 2019-2020, down \$111 from 2018-2019, adjusted for inflation. Kansas met an average of 4 of 10 quality standards benchmarks.

WHAT'S NEW

Starting in 2020-2021 the State Board of Education is approving Preschool-Aged At-Risk programs for the school year, instead of awarding funding based on slots. In districts operating approved programs, 4-year-old students who meet an at-risk criterion for Preschool-Aged At-Risk students and who are enrolled and attending on the State's specified Count Day will automatically be counted as ½ student (0.5FTE) in calculating the district's enrollment and accompanying weightings in the school finance formula to determine state aid. The 0.5 FTE generated base per child funding in the amount of \$2,218 in the 2019-20 school year. Additional at-risk weighting for students who qualify for free lunch generated additional per child funding of \$2,147 in the 2019-20 school year.

In December 2019, Kansas was one of 23 states awarded a three-year PDG B-5 renewal grant for \$8,943,000 designed to implement the strategic plan developed with the 2018 PDG B-5 planning grant.

On March 17, 2020 Governor Kelly issued Executive Order 20-07, closing K-12 school buildings or facilities. However, licensed child care facilities were permitted to remain open for the duration of the COVID-19 pandemic, including licensed child care facilities that contract with school districts to deliver pre-K.

BACKGROUND

Kansas supports two state-funded prekindergarten programs. The first, established in 1998, is the State Pre-K 4 Year Old At-Risk Program (more recently renamed the Preschool-Aged At-Risk program). The second is the Kansas Preschool Pilot, first offered in the 2006-2007 school year. Both programs are operated by the Kansas Department of Education (KSDE).

The Kansas Preschool-Aged At-Risk Program was available in 231 out of 286 school districts during the 2019-2020 school year. Starting in 2018-19, the governing statute was modified to allow enrollment of 3-year-olds who meet at least one of eight risk factors, but funding has been insufficient to enroll children younger than four.

The Kansas Preschool Pilot (KPP), also operated by the KSDE, was available in 110 out of 286 school districts during the 2019-20 school year. Starting in 2018-19, additional program funding has allowed granted districts additional flexibility to serve 3-year-old children and children who do not meet at-risk criteria.

Both programs use the Kansas Early Learning Standards, aligned with Kansas Curricular Standards, and Pre-K providers may participate in both programs.

In 2015, the Kansas State Board of Education announced a new vision for education in the state: Kansas leads the world in the success of each student. Kindergarten Readiness is one identified metric to track progress toward this goal. In 2018, the KSDE internally restructured to increase emphasis and capacity around early childhood. Beginning in 2020, the Kansans Can Star Recognition Program gives districts the opportunity to apply for recognition in the qualitative Board Outcome areas, including Kindergarten Readiness. This will provide an opportunity to measure and drive quality improvements at the community level.

Kansas' overall support for state-funded preschool, including enrollment and funding for both the Kansas Preschool Pilot and the Kansas Preschool-Aged At-Risk Program, is depicted in the first two pages of this state profile. The third page focuses solely on the Kansas Preschool Pilot and the fourth page provides information on the Preschool-Aged At-Risk program.

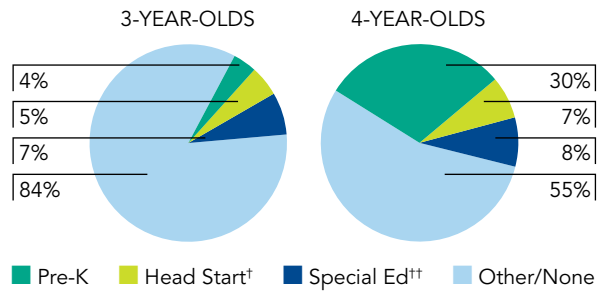
KANSAS STATE OVERVIEW

ACCESS

Total state pre-K enrollment	12,769 ¹
Special education enrollment, ages 3 and 4	7,661
Federally funded Head Start enrollment, ages 3 and 4	4,768
State-funded Head Start enrollment, ages 3 and 4.....	0

¹ Some children receive support through both programs. Total state pre-K enrollment could not be unduplicated.

PERCENT OF POPULATION ENROLLED IN PUBLIC ECE

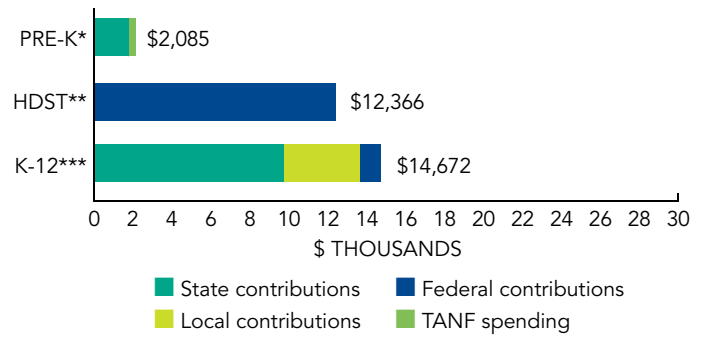


[†] Some Head Start children may also be counted in state pre-K.
^{††} Estimates children in special education not also enrolled in state pre-K or Head Start.

RESOURCES

Total state pre-K spending	\$26,617,567
State Head Start spending	\$0
State spending per child enrolled	\$2,085
All reported spending per child enrolled*	\$2,085

SPENDING PER CHILD ENROLLED



* Pre-K programs may receive additional funds from federal or local sources that are not included in this figure.
 ** Head Start per-child spending includes funding only for 3- and 4-year-olds.
 *** K-12 expenditures include capital spending as well as current operating expenditures.

ACCESS RANKINGS	
4-YEAR-OLDS	3-YEAR-OLDS
25	20

RESOURCE RANKINGS	
STATE SPENDING	ALL REPORTED SPENDING
43	44

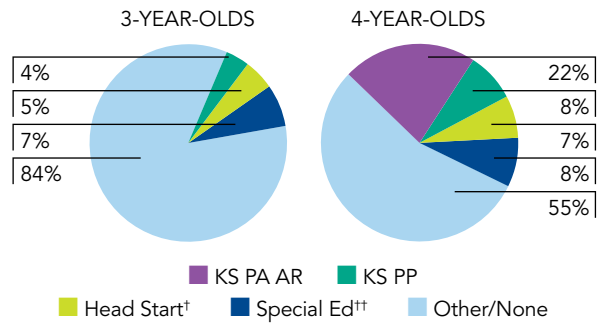
TOTAL BENCHMARKS MET
4

KANSAS PRESCHOOL PILOT

ACCESS

Total state pre-K enrollment	4,510
School districts that offer state program	38%
Income requirement	185% FPL
Minimum hours of operation	465 hours/year
Operating schedule	School or academic year

PERCENT OF POPULATION ENROLLED IN PUBLIC ECE



† Some Head Start children may also be counted in state pre-K.
 †† Estimates children in special education not also enrolled in state pre-K or Head Start.

QUALITY STANDARDS CHECKLIST

POLICY	KS PP REQUIREMENT	BENCHMARK	REQUIREMENT MEETS BENCHMARK?
Early learning & development standards	Comprehensive, aligned, supported, culturally sensitive	Comprehensive, aligned, supported, culturally sensitive	<input checked="" type="checkbox"/>
Curriculum supports	Approval process & supports	Approval process & supports	<input checked="" type="checkbox"/>
Teacher degree	BA	BA	<input checked="" type="checkbox"/>
Teacher specialized training	ECE, CD, Elem. Ed.	Specializing in pre-K	<input type="checkbox"/>
Assistant teacher degree	Other	CDA or equivalent	<input type="checkbox"/>
Staff professional development	15 hours/year; PD plans (teachers only); Coaching (some teachers)	For teachers & assistants: At least 15 hours/year; individual PD plans; coaching	<input type="checkbox"/>
Maximum class size	25 (3- & 4-year-olds)	20 or lower	<input type="checkbox"/>
Staff-child ratio	1:10 (3- & 4-year-olds)	1:10 or better	<input checked="" type="checkbox"/>
Screening & referral	Vision, hearing, developmental; Referrals not required	Vision, hearing & health screenings; & referral	<input type="checkbox"/>
Continuous quality improvement system	None	Structured classroom observations; data used for program improvement	<input type="checkbox"/>

For more information about the benchmarks, see the Executive Summary and Roadmap to State Profile Pages.

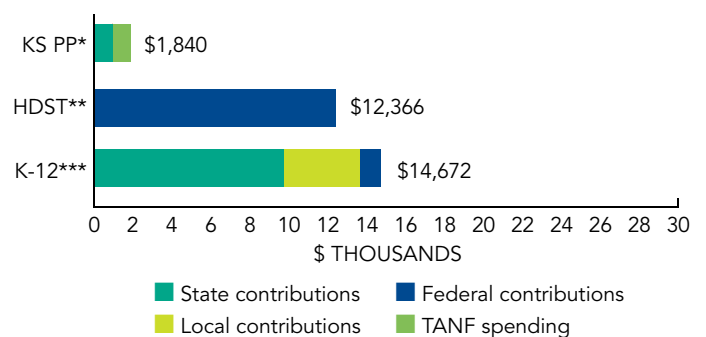
4

RESOURCES

Total state pre-K spending	\$8,299,105
Local match required?	No
State spending per child enrolled	\$1,840
All reported spending per child enrolled*	\$1,840

* Pre-K programs may receive additional funds from federal or local sources that are not included in this figure.
 ** Head Start per-child spending includes funding only for 3- and 4-year-olds.
 *** K-12 expenditures include capital spending as well as current operating expenditures.

SPENDING PER CHILD ENROLLED

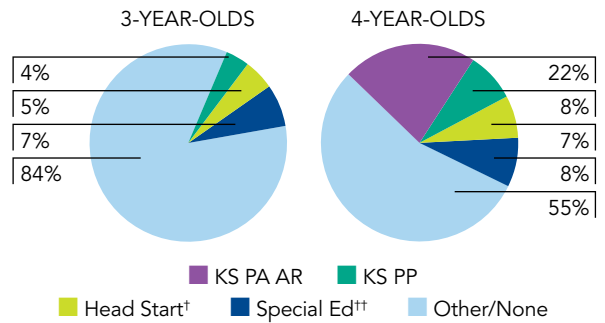


KANSAS PRESCHOOL-AGED AT-RISK

ACCESS

Total state pre-K enrollment	8,259
School districts that offer state program	81%
Income requirement	130% FPL
Minimum hours of operation	465 hours/year
Operating schedule	School or academic year

PERCENT OF POPULATION ENROLLED IN PUBLIC ECE



† Some Head Start children may also be counted in state pre-K.

** Estimates children in special education not also enrolled in state pre-K or Head Start.

QUALITY STANDARDS CHECKLIST

POLICY	KS PA AR REQUIREMENT	BENCHMARK	REQUIREMENT MEETS BENCHMARK?
Early learning & development standards	Comprehensive, aligned, supported, culturally sensitive	Comprehensive, aligned, supported, culturally sensitive	<input checked="" type="checkbox"/>
Curriculum supports	Approval process & supports	Approval process & supports	<input checked="" type="checkbox"/>
Teacher degree	BA	BA	<input checked="" type="checkbox"/>
Teacher specialized training	ECE, CD, Elem. Ed.	Specializing in pre-K	<input type="checkbox"/>
Assistant teacher degree	Other	CDA or equivalent	<input type="checkbox"/>
Staff professional development	15 hours/year; PD plans (teachers only); Coaching (some teachers)	For teachers & assistants: At least 15 hours/year; individual PD plans; coaching	<input type="checkbox"/>
Maximum class size	25 (3- & 4-year-olds)	20 or lower	<input type="checkbox"/>
Staff-child ratio	1:10 (3- & 4-year-olds)	1:10 or better	<input checked="" type="checkbox"/>
Screening & referral	Vision, hearing, developmental; Referrals not required	Vision, hearing & health screenings; & referral	<input type="checkbox"/>
Continuous quality improvement system	None	Structured classroom observations; data used for program improvement	<input type="checkbox"/>

For more information about the benchmarks, see the Executive Summary and Roadmap to State Profile Pages.

4

RESOURCES

Total state pre-K spending	\$18,318,462
Local match required?	No
State spending per child enrolled	\$2,218
All reported spending per child enrolled*	\$2,218

* Pre-K programs may receive additional funds from federal or local sources that are not included in this figure.

** Head Start per-child spending includes funding only for 3- and 4-year-olds.

*** K-12 expenditures include capital spending as well as current operating expenditures.

SPENDING PER CHILD ENROLLED

