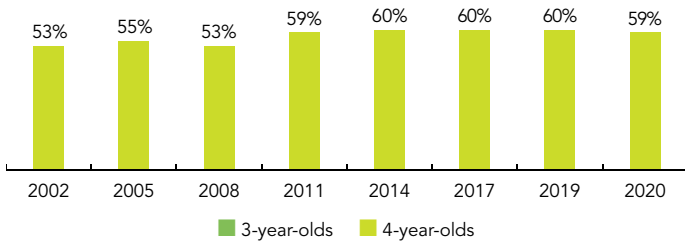
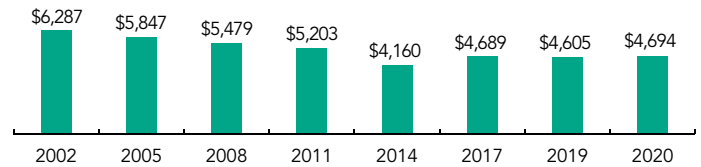


Georgia

PERCENT OF STATE POPULATION ENROLLED



STATE SPENDING PER CHILD ENROLLED (2020 DOLLARS)



OVERVIEW

Georgia preschool enrolled 80,328 children in 2019-2020, a decrease of 165 children from the prior year. State funding totaled \$377,031,052 up \$6,385,247 (2%), adjusted for inflation, since last year. State spending per child equaled \$4,694 in 2019-2020, up \$89 from 2018-2019, adjusted for inflation. Georgia met 8 of 10 quality standards benchmarks.

WHAT'S NEW

In 2019, Georgia's Department of Early Care and Learning (DECAL) was one of 23 states awarded a renewal Preschool Development Grant Birth through Five award for \$3,721,584 to implement the strategic plan developed in 2018.

In FY20, all PreK-12 teachers in Georgia received a \$3,000 salary increase (public and private settings) as part of Georgia's initiative for pay parity between Pre-K and K-12 teachers. All Georgia's Pre-K assistant teachers received a 2% increase in salary. In FY21, additional increases were included in the state budget in the amount of \$2,000 per teacher with assistant teacher increases of 5%. In the FY21 budget, three additional positions were allocated to DECAL to support birth to five early learning programs including Georgia's Pre-K Program. Two of these additional positions will expand the Inclusion and Behavior Support unit to 23 positions statewide. The third position is for the creation of a state level Infant Early Childhood Mental Health Director.

In response to the COVID-19 pandemic, all state-funded preschool programs were physically closed on April 1, 2020, and programs transitioned to distance learning. A webpage dedicated to information regarding COVID-19 information, updates to program requirements, and guidance was established in Spring 2020. Frequently Asked Questions specific to Pre-K were included on the webpage that answered providers' and teachers' questions. An addendum to Georgia's Pre-K Guidelines was also developed.

BACKGROUND

Georgia's Pre-K Program launched in 1992 as a small pilot program and expanded in 1995 to become the nation's first state-funded universal preschool program for 4-year-olds. State lottery revenues generate funding for the program, which is provided in a variety of settings including public schools, private child-care centers, faith-based organizations, Head Start agencies, state colleges and universities, and military facilities.

An evaluation of the program, launched in 2011 by the Georgia General Assembly, is underway. Researchers from the Frank Porter Graham Child Development Institute at the University of North Carolina at Chapel Hill have released data following children who attended Georgia's Preschool Program through third grade. Researchers are continuing to follow the representative sample of children through fifth grade. Research reports can be found at <http://www.dec.state.gov/BfTS/Research.aspx>

Budgetary constraints during the 2011-2012 school year prompted the state to adopt a higher student-teacher ratio of 11:1, with maximum class size growing to 22 students, still in effect.

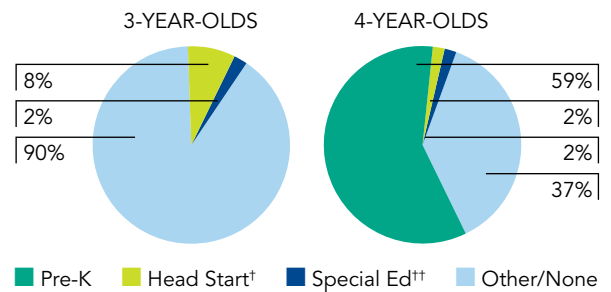
ACCESS RANKINGS		RESOURCE RANKINGS		TOTAL BENCHMARKS MET
4-YEAR-OLDS	3-YEAR-OLDS	STATE SPENDING	ALL REPORTED SPENDING	
8	None Served	24	33	8

GEORGIA'S PRE-K PROGRAM

ACCESS

Total state pre-K enrollment	80,328
School districts that offer state program	100% (counties)
Income requirement	No income requirement
Minimum hours of operation	6.5 hours/day; 5 days/week
Operating schedule	School or academic year
Special education enrollment, ages 3 and 4	10,158
Federally funded Head Start enrollment, ages 3 and 4	19,121
State-funded Head Start enrollment, ages 3 and 4	0

PERCENT OF POPULATION ENROLLED IN PUBLIC ECE



[†] Estimates children in Head Start not also enrolled in state pre-K.
^{††} Estimates children in special education not also enrolled in state pre-K or Head Start.

QUALITY STANDARDS CHECKLIST

POLICY	GA PRE-K REQUIREMENT	BENCHMARK	REQUIREMENT MEETS BENCHMARK?
Early learning & development standards	Comprehensive, aligned, supported, culturally sensitive	Comprehensive, aligned, supported, culturally sensitive	<input checked="" type="checkbox"/>
Curriculum supports	Approval process & supports	Approval process & supports	<input checked="" type="checkbox"/>
Teacher degree	BA	BA	<input checked="" type="checkbox"/>
Teacher specialized training	ECE, CD, ECE SpEd	Specializing in pre-K	<input checked="" type="checkbox"/>
Assistant teacher degree	CDA	CDA or equivalent	<input checked="" type="checkbox"/>
Staff professional development	15 hours/school year; PD plans; Coaching	For teachers & assistants: At least 15 hours/year; individual PD plans; coaching	<input checked="" type="checkbox"/>
Maximum class size	22 (4-year-olds)	20 or lower	<input type="checkbox"/>
Staff-child ratio	1:11 (4-year-olds)	1:10 or better	<input type="checkbox"/>
Screening & referral	Vision, hearing, health & more	Vision, hearing & health screenings; & referral	<input checked="" type="checkbox"/>
Continuous quality improvement system	Structured classroom observations; Data used for program improvement	Structured classroom observations; data used for program improvement	<input checked="" type="checkbox"/>

For more information about the benchmarks, see the Executive Summary and Roadmap to State Profile Pages.



RESOURCES

Total state pre-K spending	\$377,031,052
Local match required?	No
State Head Start spending	\$0
State spending per child enrolled	\$4,694
All reported spending per child enrolled*	\$4,694

* Pre-K programs may receive additional funds from federal or local sources that are not included in this figure.

** Head Start per-child spending includes funding only for 3- and 4-year-olds.

*** K-12 expenditures include capital spending as well as current operating expenditures.

SPENDING PER CHILD ENROLLED

