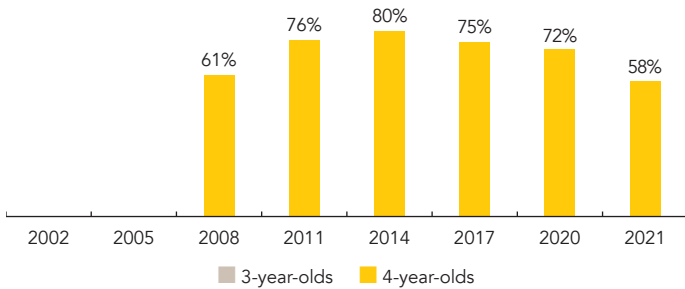
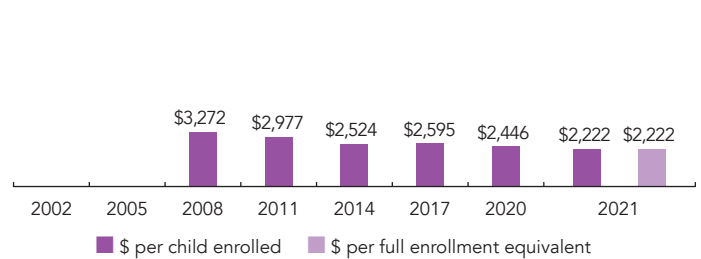


Florida

PERCENT OF STATE POPULATION ENROLLED



STATE SPENDING PER CHILD ENROLLED (2021 DOLLARS)



OVERVIEW

During the 2020-2021 school year, as the COVID-19 pandemic continued, Florida preschool enrolled 136,142 children, a decrease of 30,584 children from the prior year. State funding totaled \$302,505,878, down \$105,288,934 (26%), adjusted for inflation, since last year. State spending per child equaled \$2,222 in 2020-2021, down \$224 from 2019-2020, adjusted for inflation. Florida met 2 of 10 quality standards benchmarks. Florida did not complete the State of Preschool survey this year. Therefore, information beyond spending and enrollment is based on 2019-2020 data.

WHAT'S NEW

Voluntary Prekindergarten (VPK) programs began the 2020-2021 school year with a mix of in-person and remote learning. School districts and private providers could apply to offer a VPK flexible option to offer remote learning as an option for families as long as an in-person option was also offered.

BACKGROUND

Florida's Voluntary Prekindergarten Education Program was launched in 2005 after voters in 2002 approved a constitutional amendment providing prekindergarten access for all 4-year-olds. Parents may postpone enrollment of young 4-year-olds in the VPK program for a year, consequently making 5-year-olds eligible. The program is managed by the Office of Early Learning (OEL), which was established as an independent agency affiliated with the state Department of Education.

Age-eligible children are enrolled in either a 300-hour summer program, which every school district is mandated to offer, or a school-year program totaling 540 instructional hours. Teachers in the school-year program are required to have at least a CDA credential or equivalent credential. Teachers in the summer program are required to have a bachelor's degree.

VPK is provided in a variety of settings such as public schools, accredited nonpublic schools, licensed child care centers, accredited faith-based centers, and licensed family child care homes. Most children attend VPK in nonpublic school settings. Regional early learning coalitions monitor programs for compliance and administer VPK, distributing funding based on a fixed hourly rate. Programs are required to meet the Florida Early Learning and Developmental Standards: 4 Years Old to Kindergarten, which were most recently revised in 2017.

Funding is determined by state legislators after review during the annual state appropriations process. The State Board of Education is required to establish a minimum kindergarten readiness rate to assess delivery of the VPK Education Program by providers and schools. All providers are required to administer the Florida VPK Assessment at the beginning and end of the school year, with results used as a pre- and post-assessment to demonstrate learning gains. In addition, there is a two-year VPK Progress Monitoring Pilot with over 1,500 providers using the same assessment in VPK that is administered at the beginning of kindergarten for aligned progress monitoring data.

Florida's School Readiness Program is a separate initiative, funded by CCDF. The program offers financial assistance for childcare to qualified parents. This report focuses solely on the VPK program.

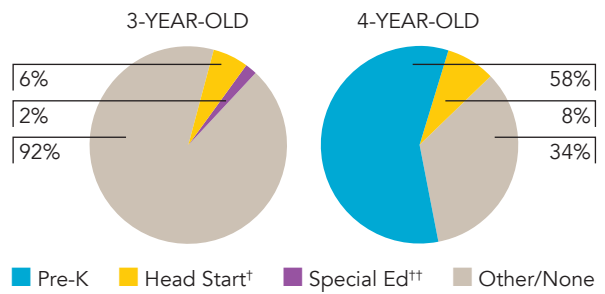
ACCESS RANKINGS		RESOURCE RANKINGS		TOTAL BENCHMARKS MET
4-YEAR-OLDS	3-YEAR-OLDS	STATE SPENDING	ALL REPORTED SPENDING	
4	None Served	41	44	2

FLORIDA VOLUNTARY PREKINDERGARTEN PROGRAM

ACCESS

Total state pre-K enrollment	136,142
School districts that offer state program	100% (counties)
Income requirement	No income requirement
Minimum hours of operation	Determined locally
Operating schedule	Determined locally
Special education enrollment, ages 3 and 4	18,487
Federally funded Head Start enrollment, ages 3 and 4	32,255
State-funded Head Start enrollment, ages 3 and 4	0

PERCENT OF POPULATION ENROLLED IN PUBLIC ECE



† Some Head Start children may also be counted in state pre-K.
 †† Estimates children in special education not also enrolled in state pre-K or Head Start.

QUALITY STANDARDS CHECKLIST

POLICY	FL PRE-K REQUIREMENT	BENCHMARK	REQUIREMENT MEETS BENCHMARK?
Early learning & development standards	Comprehensive, aligned, supported, culturally sensitive	Comprehensive, aligned, supported, culturally sensitive	<input checked="" type="checkbox"/>
Curriculum supports	Approval process	Approval process & supports	<input type="checkbox"/>
Teacher degree	BA (summer); CDA or equivalent + training (school year)	BA	<input type="checkbox"/>
Teacher specialized training	ECE, Elem. Ed., Other (summer); CDA (school year)	Specializing in pre-K	<input type="checkbox"/>
Assistant teacher degree	HSD	CDA or equivalent	<input type="checkbox"/>
Staff professional development	120 hours/5 years (public school teachers); 10 hours/year (teachers in licensed child care); PD plans (teachers & assistants on probation)	For teachers & assistants: At least 15 hours/year; individual PD plans; coaching	<input type="checkbox"/>
Maximum class size	12 (summer); 20 (school year)	20 or lower	<input checked="" type="checkbox"/>
Staff-child ratio	1:12 (summer); 1:11 or 2:12-20 (school year)	1:10 or better	<input type="checkbox"/>
Screening & referral	Vision, hearing & health (public schools & licensed child care only)	Vision, hearing & health screenings; & referral	<input type="checkbox"/>
Continuous quality improvement system	None	Structured classroom observations; data used for program improvement	<input type="checkbox"/>

For more information about the benchmarks, see the Executive Summary and Roadmap to State Profile Pages.



RESOURCES

Total state pre-K spending	\$302,505,878
Local match required?	No
State Head Start spending	\$0
State spending per child enrolled	\$2,222
All reported spending per child enrolled*	\$2,222

* Pre-K programs may receive additional funds from federal or local sources that are not included in this figure.
 ** Head Start per-child spending includes funding only for 3- and 4-year-olds.
 *** K-12 expenditures include capital spending as well as current operating expenditures.

SPENDING PER CHILD ENROLLED

