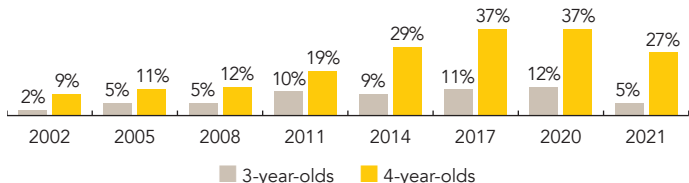
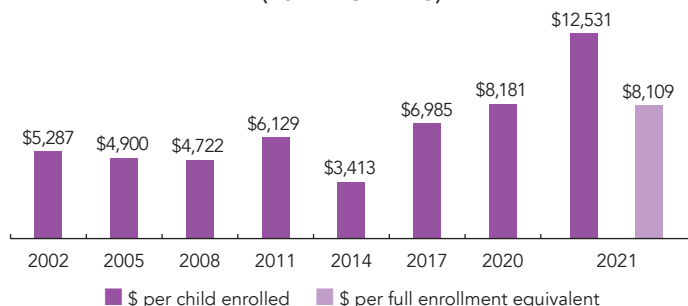


California

PERCENT OF STATE POPULATION ENROLLED



STATE SPENDING PER CHILD ENROLLED (2021 DOLLARS)



OVERVIEW

During the 2020-2021 school year as the COVID-19 pandemic continued, California’s two preschool programs together enrolled 157,106 children, a decrease of 85,665 children from 242,771 in the prior year. State funding for the two programs totaled \$1,968,721,367 (including \$44 million in federal recovery funds), down \$17.29 million (1%), adjusted for inflation, since last year. State spending per child averaged \$12,531 in 2020-2021, up \$4,351, adjusted for inflation. In 2020-2021, state spending per child was \$14,239 (including federal recovery funds) for the California State Preschool Program (CSPP) and \$10,859 for the Transitional Kindergarten (TK) Program. California CSPP met 6 of 10 quality standards benchmarks and TK met 3 of 10.

WHAT’S NEW

In Fall 2020 California State Preschool Programs (CSPP) were required to be physically open unless they were required to be closed due to a state or local public health order. Transitional Kindergarten (TK) programs also reopened in Fall 2020, depending on local health conditions. The 2021-2022 school year began with a mix of in-person, hybrid, and virtual learning. During the 2021-2022 school year only, TK has an independent study option. CSPP received additional state funding to cover family fee waivers and also used ARP dollars to improve reimbursement rates.

As of January 1, 2020, CSPP providers in the attendance boundary of public schools with at least 80% of enrolled pupils eligible for Free or Reduced-Price Meals (FRPM) may enroll 4-year-olds who exceed the income criteria after all eligible and interested children are enrolled. Legislation signed into law in July 2021 raised CSPP reimbursement rates and CSPP programs will be held harmless if they have to close due to COVID-19. California published its Master Plan for Early Learning and Care (MPELC) in December 2020. The MPELC seeks to promote school readiness by recommending the expansion of a mixed-delivery system, increased access for three-year-olds, and universal preschool for all four-year-olds.

California is implementing universal prekindergarten (UPK) by funding a \$130 million expansion of CSPP to local educational agencies and phasing in implementation of universal transitional kindergarten (UTK). In 2022, the Universal Prekindergarten Planning and Implementation Grant Program will allocate \$200 million to local educational agencies (LEAs) to support planning and implementation costs to expand access to classroom-based prekindergarten programs at LEAs, and \$100 million will support a competitive Early Education Teacher Development Grant program for LEAs to increase the supply of highly qualified teachers. TK quality improvements are beginning to be implemented. This school year, school districts and charter schools must maintain an average TK class enrollment of no more than 24 students per school site. Beginning in 2022-2023, TK will expand by increasing the age-eligibility window until the program is fully universal by 2025-2026. Starting with the 2022-23 school year, there must be an average ratio of 1 adult to 12 students in TK classrooms. Teachers who are first assigned to a TK classroom after July 1, 2015, must have, by August 1, 2023, one of the following: at least 24 units in ECE, or childhood development, or both; as determined by the LEA employing the teacher, professional experience in a classroom setting with preschool-age children that is comparable to the 24 units of education described above; or a Child Development Teacher Permit issued by the Commission on Teacher Credentialing. Commencing with the 2023-24 school year, the TK classrooms must have an average ratio of 1 adult to 10 students, contingent upon additional funding.

BACKGROUND

In 2008, the California State Preschool Program Act created the CSPP by consolidating several early childhood initiatives into one funding stream. CSPP encompasses (1) the CSPP that began in 1965 for children at risk for neglect, abuse, or family violence, or receiving protective services; (2) the 2007 Prekindergarten and Family Literacy Program (PKFLP) which added a literacy component to CSPP; and (3) General Child Care programs.

CSPP provides part- and full-day preschool to 3- and 4-year-olds. In addition to meeting eligibility requirements for CSPP, families are prioritized for full-day services if they have established at least one of the following: employment/seeking employment, education or vocational training, homelessness, or parental incapacity.

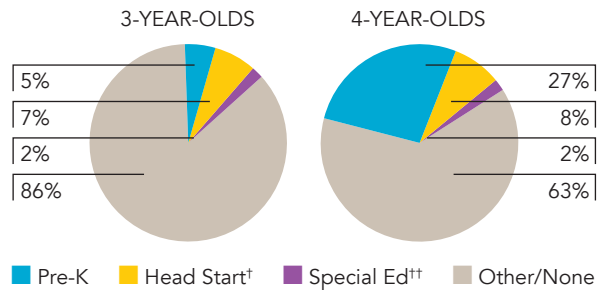
(continued)

CALIFORNIA STATE OVERVIEW

ACCESS

Total state pre-K enrollment	157,106
Special education enrollment, ages 3 and 4	39,585
Federally funded Head Start enrollment, ages 3 and 4	68,468
State-funded Head Start enrollment, ages 3 and 4.....	0

PERCENT OF POPULATION ENROLLED IN PUBLIC ECE

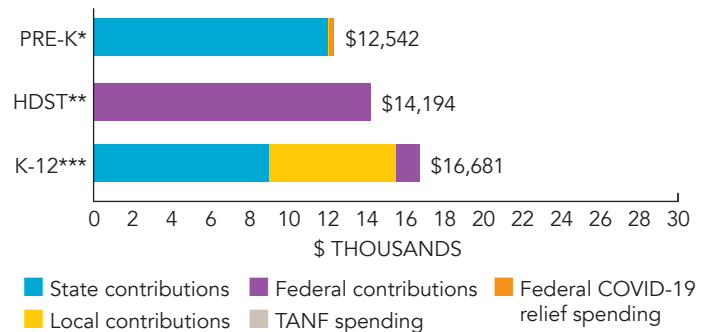


† Some Head Start children may also be counted in state pre-K.
 †† Estimates children in special education not also enrolled in state pre-K or Head Start.

RESOURCES

Total state pre-K spending	\$1,968,721,367
State Head Start spending	\$0
State spending per child enrolled	\$12,531
All reported spending per child enrolled*	\$12,542

SPENDING PER CHILD ENROLLED



* Pre-K programs may receive additional funds from federal or local sources that are not included in this figure.
 ** Head Start per-child spending includes funding only for 3- and 4-year-olds.
 *** K-12 expenditures include capital spending as well as current operating expenditures.

ACCESS RANKINGS		RESOURCE RANKINGS		TOTAL BENCHMARKS MET
4-YEAR-OLDS	3-YEAR-OLDS	STATE SPENDING	ALL REPORTED SPENDING	
22	19	8	18	4.5

CSPP awards funding through a competitive application process to school districts, private and faith-based agencies, Head Start programs, higher education institutions, counties, cities, and tribal organizations. Children must remain eligible throughout the year to receive full-day services but can remain in part-day programs regardless of changes to eligibility. Teachers are required to have California Child Development Associate Teacher Permits, and can receive grants for professional learning. CSPP classrooms receive structured quality observations using the ECERS-R at least once a year.

California TK began during the 2012-2013 school year when the kindergarten age eligibility shifted from December 2 to September 1. TK is the first year of a two-year kindergarten program for children born between September 2 and December 2. In June 2015 an amendment to state law allowed children turning 5 years old after December 2 to attend TK at the beginning of the school year, at the discretion of the local educational agency. TK follows kindergarten law for class size, teacher qualifications, program standards, funding, and serving English language learners.

Beginning in the 2018-2019 school year, CSPP- and TK-enrolled children can be served in the same classroom. Classrooms consisting of commingled CSPP and TK children are intended to support student transition, allow school districts and charter schools to braid funding streams, and support the overall quality of the programs by requiring that standards from both programs are met.

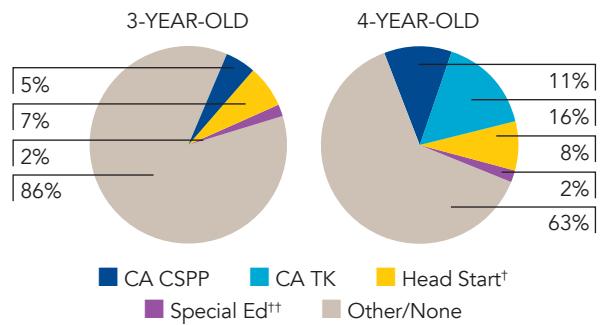
California's overall support for state-funded preschool is depicted in the first two pages of this state profile. The third page focuses on CSPP and the fourth on TK.

CALIFORNIA STATE PRESCHOOL PROGRAM (CSPP)

ACCESS

Total state pre-K enrollment	77,724
School districts that offer state program	98% (counties)
Income requirement	85% SMI
Minimum hours of operation	3 hours/day; 5 days/week
Operating schedule	Determined locally

PERCENT OF POPULATION ENROLLED IN PUBLIC ECE



† Some Head Start children may also be counted in state pre-K.
 †† Estimates children in special education not also enrolled in state pre-K or Head Start.

QUALITY STANDARDS CHECKLIST

POLICY	CA CSPP REQUIREMENT	BENCHMARK	REQUIREMENT MEETS BENCHMARK?
Early learning & development standards	Comprehensive, aligned, supported, culturally sensitive	Comprehensive, aligned, supported, culturally sensitive	<input checked="" type="checkbox"/>
Curriculum supports	Approval process & supports	Approval process & supports	<input checked="" type="checkbox"/>
Teacher degree	California Child Development Associate Teacher Permit	BA	<input type="checkbox"/>
Teacher specialized training	ECE, CD	Specializing in pre-K	<input checked="" type="checkbox"/>
Assistant teacher degree	HSD	CDA or equivalent	<input type="checkbox"/>
Staff professional development	105 hours/5 years; PD plans (some teachers & assistants)	For teachers & assistants: At least 15 hours/year; individual PD plans; coaching	<input type="checkbox"/>
Maximum class size	No limit (3- & 4-year-olds)	20 or lower	<input type="checkbox"/>
Staff-child ratio	1:8 (3- & 4-year-olds)	1:10 or better	<input checked="" type="checkbox"/>
Screening & referral	Vision, hearing, health & more	Vision, hearing & health screenings; & referral	<input checked="" type="checkbox"/>
Continuous quality improvement system	Structured classroom observations; Data used for program improvement	Structured classroom observations; data used for program improvement	<input checked="" type="checkbox"/>

For more information about the benchmarks, see the Executive Summary and Roadmap to State Profile Pages.

6

RESOURCES

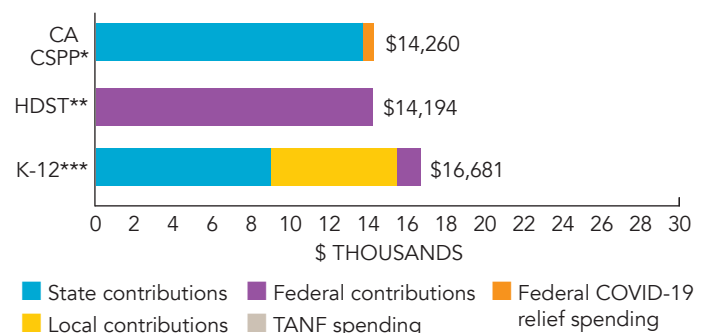
Total state pre-K spending	\$1,106,721,367
Local match required?	Yes
State spending per child enrolled	\$14,238
All reported spending per child enrolled*	\$14,260

* Pre-K programs may receive additional funds from federal or local sources that are not included in this figure.

** Head Start per-child spending includes funding only for 3- and 4-year-olds.

*** K-12 expenditures include capital spending as well as current operating expenditures.

SPENDING PER CHILD ENROLLED

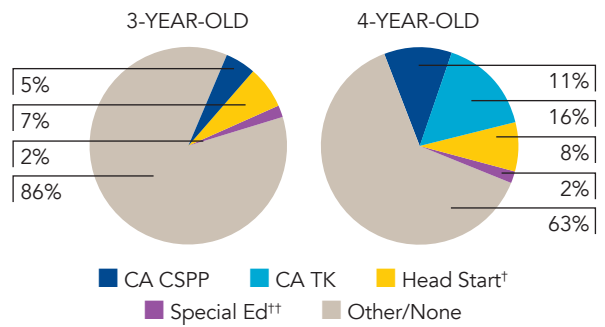


CALIFORNIA TRANSITIONAL KINDERGARTEN (TK) PROGRAM

ACCESS

Total state pre-K enrollment	79,382
School districts that offer state program	100% (counties)
Income requirement	No income requirement
Minimum hours of operation	3 hours/day; 5 days/week
Operating schedule	School or academic year

PERCENT OF POPULATION ENROLLED IN PUBLIC ECE



† Some Head Start children may also be counted in state pre-K.
 †† Estimates children in special education not also enrolled in state pre-K or Head Start.

QUALITY STANDARDS CHECKLIST

POLICY	CA TK REQUIREMENT	BENCHMARK	REQUIREMENT MEETS BENCHMARK?
Early learning & development standards	Comprehensive, aligned, supported, culturally sensitive	Comprehensive, aligned, supported, culturally sensitive	<input checked="" type="checkbox"/>
Curriculum supports	Approval process & supports	Approval process & supports	<input checked="" type="checkbox"/>
Teacher degree	BA	BA	<input checked="" type="checkbox"/>
Teacher specialized training	ECE, CD, Elem. Ed.	Specializing in pre-K	<input type="checkbox"/>
Assistant teacher degree	HSD	CDA or equivalent	<input type="checkbox"/>
Staff professional development	PD plans (some teachers & assistants); Coaching (some teachers & assistants)	For teachers & assistants: At least 15 hours/year; individual PD plans; coaching	<input type="checkbox"/>
Maximum class size	33 (4-year-olds)	20 or lower	<input type="checkbox"/>
Staff-child ratio	1:33 (4-year-olds)	1:10 or better	<input type="checkbox"/>
Screening & referral	Vision, hearing, health & more; Referrals not required	Vision, hearing & health screenings; & referral	<input type="checkbox"/>
Continuous quality improvement system	None	Structured classroom observations; data used for program improvement	<input type="checkbox"/>

For more information about the benchmarks, see the Executive Summary and Roadmap to State Profile Pages.

3

RESOURCES

Total state pre-K spending	\$862,000,000
Local match required?	No
State spending per child enrolled	\$10,859
All reported spending per child enrolled*	\$10,859

* Pre-K programs may receive additional funds from federal or local sources that are not included in this figure.

** Head Start per-child spending includes funding only for 3- and 4-year-olds.

*** K-12 expenditures include capital spending as well as current operating expenditures.

SPENDING PER CHILD ENROLLED

